


Fayetteville Technical Community College

Fact Book 2014

http://www.faytechcc.edu/institutional_effectiveness/factbook.aspx
(for Academic Year 2012-2013 unless otherwise stated)

Proponent:
Vice President for Human Resources/Workforce Development & Institutional Effectiveness



Our Mission

“Serve our community as a learning-centered institution to build a globally competitive workforce supporting economic development.”

Office of Institutional Effectiveness
Thomas R. McLean Administrative Building, Room 166
2201 Hull Road
P.O. Box 35236
Fayetteville, NC 28303-0236
Phone: (910) 678-8248

Fact Book Table of Contents

	<u>Page</u>
General Information	
Fayetteville Technical Community College Profile	1-3
Fayetteville Technical Community College Purpose Statement	4
Fayetteville Technical Community College Mission Statement/EEO Statement	5
Fayetteville Technical Community College General Information	6-11
A Brief History of Fayetteville Technical Community College	12-13
Timeline of Fayetteville Technical Community College	14-21
A History of the North Carolina Community College System	22
Cumberland County	
Cumberland County Profile	23
Cumberland County Growth Indicators	24
Annual Unemployment Rate of Cumberland County	25
Post High School Intentions of Cumberland County High School Graduates	26
Grades 9-12 Enrollment, Cumberland County Schools	27
Educational Programs	
Annual Unduplicated Headcount	28
Average Annual Full-Time Equivalent Enrollment	29
Enrollment History and Full-Time Equivalent (Fall)	30
Student Profile, Unduplicated Headcount (Annual & Fall)	31

Fact Book Table of Contents (continued)

	<u>Page</u>
Educational Programs (continued)	
Full-Time (FTE) Comparisons	32-33
Unduplicated Headcount Comparisons	34-35
Annual Course/FTE Top 10 by Rank	36
Percentage of Student Enrollment by Race compared to Cumberland County Population by Race	37
Student Profile by Age	38
Student Profile by Race	39
Student Profile by Gender	40
Student Profile by Residency	41
Student Profile by Employment Status	42
Rank in Size of Fayetteville Technical Community College within the System	43
Curriculum Programs	
Annual Unduplicated Headcount	44
Average Annual Full-Time Equivalent Enrollment	45
Enrollment History and Full-Time Equivalent (Fall)	46
Enrollment by Program Area, Unduplicated Headcount (Fall)	47
Student Profile, Unduplicated Headcount (Annual & Fall)	48
Student Profile by Age	49
Student Profile by Race	50

Fact Book Table of Contents (continued)

	<u>Page</u>
Curriculum Programs (continued)	
Student Profile by Gender	51
Student Profile by Residency	52
Student Profile by Employment Status	53
Student Profile by Credit Hour Load	54
Student Profile by Freshman and Returning Students	55
List of Approved Curricula and Options by Program Area	56-70
Student Enrollment by Curriculum, Annual Unduplicated Headcount	71-78
Graduates by Curriculum	79-91
Total Graduates	92
Annual Placement Report Summary	93
Average Annual Salaries of Fayetteville Technical Community College Graduates	94
Graduate Employment Status	95
Curriculum Licensure Statistics	96
Fayetteville Technical Community College Top Paying Positions by Graduate Salaries	97
Continuing Education	
Annual Unduplicated Headcount	98
Average Annual Full-Time Equivalent Enrollment (5 year history)	99
Average Annual Full-Time Equivalent Enrollment	100

Fact Book Table of Contents (continued)

	<u>Page</u>
Continuing Education (continued)	
Enrollment History and Full-Time Equivalent (Fall)	101
Student Profile, Unduplicated Headcount (Annual & Fall)	102
Student Profile by Age	103
Student Profile by Race	104
Student Profile by Gender	105
Student Profile by Residency	106
Student Profile by Employment Status	107
Student Profile by Time of Attendance (Day/Evening)	108
Enrollment by Program Area, Annual Unduplicated Headcount	109
Literacy Program Totals, Annual Unduplicated Headcount	110
Average Annual Full-Time Equivalent by Program Area	111
Total Graduates in GED and AHSD	112
Learning Resources	
Library: Collection, Total Number of Volumes	113
Library: Total Book and Materials Circulation (Including Reserve)	114
Library: Interlibrary Loans	115
Library: Computer Usage by Students, Total Number of Computer Sessions	116
Library: Attendance, Total Count	117

Fact Book Table of Contents (continued)

	<u>Page</u>
Learning Resources (continued)	
Library: Database Usage by Students	118
Success Center: Curriculum Student Enrollment	119
Success Center: Continuing Education Student Enrollment, Teacher Renewal	120
Library: Total Audio-Visual Usage	121
Human Resources	
Distribution of Degrees, Full-Time Faculty	122
Full-Time Employees by Category	123
Part-Time Employees by Category	124
Full-Time Employees by Race/Gender	125
Part-Time Employees by Race/Gender	126
Years of Service at FTCC	127
Fayetteville Technical Community College Excellence in Teaching Awards	128-131
President's Distinguished Staff Awards	132-133
Facilities	
Physical Facilities	134
Property and Acreage	135
Capacity/Enrollment Ratio	136

Fact Book Table of Contents (continued)

	<u>Page</u>
Facilities (continued)	
Square Feet of Academic Facilities per Full-Time Equivalent Student	137
Percentage Distribution of Assignable Square Footage	138
Assignable Area by Room Code (Net Square Feet)	139
Business and Finance	
Fayetteville Technical Community College Total Revenues	140
Current Fund Revenues	141
Total Expenditures	142
Tuition Rates Annual Dollar Amount	143
Labor Market	
Job Projections by Cumberland County Region	144-149
Largest Openings/Completions Gaps (Cumberland County Region)	150
Growing/Declining Occupations (Cumberland County Region)	151
Educational Attainment (Cumberland County Region)	152
Age Demographics (Cumberland County Region)	153
Bibliography	154-155



General Information

Fayetteville Technical Community College
Profile 2013-2014

PRESIDENT
Dr. J. Larry Keen
BOARD OF TRUSTEES



Dr. Dallas Mack Freeman, **Board Chair**
Mr. Charles E. Koonce, **Vice Chairman**
Mrs. Sheryl J. Lewis, **Secretary**
Dr. Breeden Blackwell
Mr. Dohn Broadwell, Jr.
Mr. Ronald C. Crosby
Mr. Charles J. Harrell

Mrs. Delores P. Ingram
Dr. Marye J. Jeffries
Mr. David McCune
Mrs. Esther R. Thompson
Mr. William S. Wellons, Jr.
Ms. Karnella Fobbs, SGA President

LOCATION

2201 Hull Road
P.O. Box 35236
Fayetteville, NC 28303-0236
Phone: (910) 678-8400; Fax: (910) 678-8269
Internet Address: <http://www.faytechcc.edu>

Fayetteville Technical Community College

Profile 2013-2014

(continued)

ACCREDITATIONS/CERTIFICATIONS

- * Accreditation Commission for Education in Nursing (ACEN), The
- * Accreditation Review Council on Education in Surgical Technology and Surgical Assisting (ARC/STSA)
- * Air Conditioning Contractors of America
- * American Bar Association
- * American Board of Funeral Service Education, The
- * American Dental Association
- * American Society of Phlebotomy Technicians, Inc.
- * Commission on Accreditation in Physical Therapy Education (CAPTE), American Physical Therapy Association
- * Commission on Allied Health Education Programs (CAAHEP)
- * Committee on Accreditation for Respiratory Care (CoARC)
- * Joint Review Committee on Education in Radiologic Technology (JRCERT)
- * National Association for the Education of Young Children (NAEYC)
- * National Automotive Technicians Education Foundation
- * National League for Nursing Accrediting Commission (NLNAC)
- * North Carolina Appraisal Board
- * North Carolina Board of Cosmetic Art Examiners
- * North Carolina Board of Examiners for Speech-Language Pathologists and Audiologists
- * North Carolina Board of Funeral Service
- * North Carolina Board of Nursing
- * North Carolina Department of Justice, Criminal Justice Standards
- * North Carolina Department of Public Instruction
- * North Carolina Office of Emergency Medical Services Division
- * North Carolina State Board of Certified Public Accountant Examiners

Fayetteville Technical Community College is accredited by the Southern Association of Colleges and Schools Commission on Colleges to award associate degrees, diplomas and certificates. Contact the Commission on Colleges at 1866 Southern Lane, Decatur, Georgia 30033-4097 or call 404-679-4500 for questions about the accreditation of Fayetteville Technical Community College.

Fayetteville Technical Community College

Profile 2013-2014

(continued)

DEGREES OFFERED:

Associate in Applied Science
 Associate in Science
 Associate in Arts
 Associate in Fine Arts
 Associate in General Education

FTCC also offers:
 Diplomas
 Certificates

ENROLLMENT (2012-2013):

Curriculum Students	17,625
Continuing Education Students	26,064

FACULTY (2012-2013):

Full-time	327	Part-time	495
-----------	-----	-----------	-----

NON-FACULTY (2012-2013):

Full-time	430	Part-time	153
-----------	-----	-----------	-----

DEGREES HELD BY FACULTY (2012-2013):

(Full-time)		
Doctorate	30	9%
Master's	196	60%
Bachelor's	65	20%
Associate's/Other	36	11%

LIBRARY (2012-2013):

Volumes: 66,745
 Usage: 1,469,042

SEMESTER TUITION (2013-2014):

In-State	\$1,144.00 (Full-time, 16 CH)
Out-of-State	\$4,216.00 (Full-time, 16 CH)

ANNUAL BUDGET (2012-2013): Approx. \$107 million

COLLEGE STATUS: FTCC is a public, state-supported, two-year, comprehensive community college serving Fayetteville and Cumberland County, North Carolina.

Fayetteville Technical Community College Purpose Statement

The purpose of Fayetteville Technical Community College is to provide affordable vocational-technical, business and industry, general education, college transfer, and continuing education programs, which meet the needs and desires of its diverse students and economic development needs for the community. To improve the educational base of society, FTCC encourages life-long learning and strives to prepare students for further workforce and educational experiences.

FTCC identifies the educational needs of applicants and assists students in satisfying these needs at a minimal expense. Each adult who applies will be admitted to a program appropriate to his/her abilities and interests. The College is in partnership with the public school system through College Tech Prep and other programs. Further, agreements with four-year colleges and universities support the educational continuum from high school through the baccalaureate degree.

Curricular programs reflect the changing technical, commercial, industrial, military, and health needs of Fayetteville, Cumberland County, and surrounding areas. Various curricula offer certificates, diplomas, and associate degrees. As a learning-centered college, FTCC offers courses and programs at times and places convenient to students in a variety of delivery modes. Courses are also available for high school graduates who need additional academic preparation before attempting college work.

FTCC provides instruction in the basic life skills needed to contribute effectively to society. Continuing Education programs are designed to meet specific needs in basic educational competencies, high school completion, upgrading occupational skills, and other avocational or practical skills required for the rapidly changing technological advances in the community.

Adopted: April 27, 1992; Approved: FTCC Board of Trustees, February 16, 2009; Reaffirmed: February 17, 2014

Note: The Administrative Procedures Manual publishes the most current official Purpose Statement for FTCC. Any reprint of the FTCC Purpose Statement must use this source, verbatim and in its entirety. It can be found on the FTCC website at http://www.faytechcc.edu/inst_effect/Handbooks_Manuals.asp.

***Fayetteville Technical Community College
Mission Statement***

“Serve our community as a learning-centered institution to build a globally competitive workforce supporting economic development”

Approved by the FTCC Board of Trustees February 16, 2009

Reaffirmed: February 17, 2014

The Board of Trustees and the administration of Fayetteville Technical Community College are fully committed to the principles and practice of equal employment and educational opportunities. Accordingly, Fayetteville Technical Community College does not practice or condone discrimination, in any form, against students, employees, or applicants on the grounds of race, color, national origin, religion, gender, age, disability or political affiliation. Fayetteville Technical Community College is committed to positive action to secure equal opportunity.

Fayetteville Technical Community College supports the protection available to members of its community under all applicable Federal Laws, including Title VI and VII of the Civil Rights Act of 1964 and 1991, Title IX of the Education Amendments of 1972, Sections 799A and 845 of the Public Health Service Act, the Equal Pay and Age Discrimination Acts, the Rehabilitation Act of 1973, the Americans with Disabilities Act of 1990, the Family and Medical Leave Act of 1993, and Executive Order 11375.

Fayetteville Technical Community College

General Information

FTCC's commitment to community needs and to higher education assures students of a quality education. FTCC's programs are designed to meet the needs of the individual student through technical programs, vocational programs, college transfer programs, adult basic education programs, continuing education occupational and literacy programs, and various community services programs. The college has a number of programs accredited by various professional regulatory bodies and is approved for many types of federal and state financial assistance including veterans' benefits.

Admissions

As part of FTCC's commitment to making education available to all individuals, the College maintains an "open door" admissions policy. However, some programs have specific entrance requirements.

Financial Assistance

The FTCC financial aid program assists students with a broad range of financial aid, including:

Scholarships	Voc. Rehab. and JTPA
Grants	Veterans Programs:
Loans	- NC Veterans Scholarship
Work/Study Programs	- NC Scholarship for NC Veterans and Their Dependents

Fayetteville Technical Community College
General Information
(continued)

Marketing and Public Relations

The Marketing and Public Relations division is responsible for planning, organizing, coordinating, and developing marketing, promotions, and public relations for the College.

FTCC Foundation

The FTCC Foundation raises money from private sources to support and enhance a number of programs and student needs through unrestricted funds, scholarships, faculty development, and operational needs. These gifts support FTCC students and the College through tuition scholarships, book funds, professional development, and campus improvements.

Educational Support Services

FTCC offers a broad range of student support services in the following areas:

Academic Advising	Learning Resources
Counseling	Security and Safety
Career Assessment	Special Populations
Financial Aid	Student Government Association
I-PASS Center	Success Center

Fayetteville Technical Community College
General Information
(continued)

North Carolina Military Business Center (NCMBC)

The North Carolina Military Business Center (NCMBC) is a business development entity of the North Carolina Community College System, headquartered at Fayetteville Technical Community College (FTCC). The mission of the NCMBC is to leverage military and other federal business opportunities to expand the economy, grow jobs and improve quality of life in North Carolina.

Business Development: The NCMBC's Business Development Teams include 11 experienced business development and procurement specialists operating from 13 Community Colleges across the state – from Franklin in the west to Morehead City, Jacksonville and Wilmington on the coast. These specialists identify the most lucrative federal contract opportunities (within assigned industries and from targeted federal buying offices), notify North Carolina firms of specific opportunities, and assist firms to understand government solicitations, to prepare winning proposals and to successfully execute federal contracts.

Future Opportunities and Capture: In addition to current business development operations, the NCMBC also identifies emerging opportunities within target industries. It maintains strategic relationships with federal agencies that acquire emerging technologies, and connects NC technology businesses to these agencies through its Federal Advanced Technologies quarterly meetings.

Internet Resources: To connect North Carolina businesses with all possible opportunities, the NCMBC administers the State's official, FREE web portal for federal contracting – www.MatchForce.org. North Carolina businesses register on the portal, receive automatic matches to federal opportunities, and post job opportunities for FREE that match job

Fayetteville Technical Community College
General Information
(continued)

North Carolina Military Business Center (NCMBC) continued

skills posted by registered individuals. Firms identifying contract opportunities through MatchForce then contact the NCMBC for one-on-one assistance. The NCMBC website, www.ncmbc.us, provides critical information on “getting started” in the federal market, industry-specific future contract opportunities, technical contracting developments and future events. The NCMBC also keeps businesses informed of opportunities, issues and events via social media, including the NCMBC blog, Facebook, Twitter and LinkedIn groups.

Events and Training: The NCMBC conducts statewide events in strategic focus areas to help NC businesses win more federal contracts. These include a Consolidated Teaming Forum (construction), Federal Advanced Technologies Review (eight advanced technologies), Defense Trade Show, Aerospace Supplier and Advanced Manufacturing Summit and Federal Construction, Infrastructure and Environmental (FEDCON) Summit. The NCMBC also conducts small business outreach events for Fort Bragg, Camp Lejeune and Marine Corps Air Station Cherry Point annually at local community colleges, and conducts three-day Defense Contractor Academies and Advanced Training workshops at various colleges across the state several times each year.

Other goals: The NCMBC conducts employment programs to support the integration of highly skilled, transitioning military personnel, family members and veterans into the state workforce, and supports economic developers in recruiting defense-related businesses to North Carolina. The NCMBC maintains a searchable, historical database of transitioning military personnel to help economic developers quantify this potential workforce for businesses locating in North Carolina. The NCMBC conducted a strategic Gap Analysis study to identify strategic priorities, target lucrative defense industry sectors, and identify specific target companies for economic developers to recruit and locate in North Carolina.

Fayetteville Technical Community College
General Information
(continued)

Two-Year Technical Programs (Assoc. of Applied Science)

FTCC offers Associate of Applied Science degrees in a number of technical areas. Upon completion, students are ready to enter the job market immediately.

General Education Programs

FTCC has a program for those individuals who want to increase and broaden their knowledge. This program leads to the Associate in General Education degree.

College and Career Readiness

The College and Career Readiness Program includes Adult Basic Education (ABE), Adult High School (AHS), Compensatory Education Development (CED), English as a Second Language (ESL), General Educational Development (GED), Human Resources Development (HRD), Workforce Preparedness, and College and Career Readiness Student Services. Classes are divided into structured College and Career Readiness classes and open entry/exit classes.

Military Credit for Prior Learning

Credit for Prior Learning may be awarded if a student has learning experience in the armed services, industrial and corporate training programs, apprenticeship programs, or successful completion of standardized exams (AP, CLEP, CTE, DANTES, DLPT, Excelsior, IB or a proficiency exam).

Community Service Programs

Self-enrichment and self-improvement programs provide non-credit courses to individuals for personal interest, personal development, or occupational and recreational activities.

One-Year Vocational Programs

Vocational training diploma programs are designed for students who desire immediate employment after completing basic entry-level courses.

College Transfer Programs

FTCC offers the Associate in Science, Associate in General Education, Associate in Arts, and Associate in Fine Arts degrees. Students completing either one of these programs may transfer to a four-year college or university and continue their education toward a baccalaureate degree.

Fayetteville Technical Community College
General Information
(continued)

Continuing Education Occupational/Literacy

FTCC offers programs based on the needs and interests of the local community. FTCC provides specialty programs, such as fire service training, GED, emergency medical technician, and teacher recertification.

A Brief History of Fayetteville Technical Community College

Fayetteville Technical Community College (FTCC) enjoys a rich history that began as a result of a vision shared by concerned business leaders in Cumberland County who recognized the need for a local institution to provide job training for area industries and educational opportunities for high school graduates and adult learners. From that vision and through the perseverance of those leaders, the Fayetteville Area Industrial Education Center (IEC) was established in 1961. In 1963, the North Carolina General Assembly passed a bill creating the statewide Community College System, and from this opportunity in that same year, the Fayetteville Area Industrial Education Center became known as Fayetteville Technical Institute (FTI). In January, 1988, the name of the college changed to Fayetteville Technical Community College to broaden and enhance the public image of technical and vocational postsecondary education.

Fayetteville Tech has enjoyed much success and celebrated its 50th anniversary in 2011 under the leadership of its current President, Dr. J. Larry Keen. From its humble beginnings with two buildings (LaFayette Hall and Horace Sisk) to its current 150-acre Fayetteville campus plus outlying educational centers, Fayetteville Tech has grown not only in numbers of buildings and acreage but also in student enrollment. In addition to the central Fayetteville campus, FTCC offers students the option of being served by the Spring Lake campus, Horticulture Center, and offers military students convenient access to classes through its Fort Bragg Center.

A Brief History of Fayetteville Technical Community College (continued)

FTCC is a proud partner with the North Carolina Military Business Center, whose headquarters is housed on the Fayetteville campus, and is pleased to have been named for several years as a Military-Friendly School®. As part of its mission to plan and apply all operations with sustainability at the forefront, FTCC was named by Sustainable Sandhills of North Carolina as the first college to be certified as green.

Fayetteville Technical Community College serves approximately 40,000 students annually through its various Curriculum and Continuing Education opportunities. What began as a vision over fifty years ago evolved into what is perceived by many as the pillar of the community in Cumberland County. Through the school's motto, education for life, Fayetteville Technical Community College offers more than value and a good education; it offers hope to all who seek education in response to the changing demands often experienced throughout life.

More detailed, chronological information about the history of Fayetteville Technical Community College can be found in the Board of Trustees Orientation Manual at http://www.faytechcc.edu/institutional_effectiveness/handbookmanualplans.aspx.

Source: *Office of Marketing and Public Relations*

Fayetteville Technical Community College

Time Line of Fayetteville Technical Community College

1960s

- 1961** Classes began in old Central Elementary School buildings as Fayetteville Area Industrial Education Center (IEC) became the 18th IEC in the state.
- 1963** John Standridge, Director of Fayetteville Area IEC, resigns. Name changed to Fayetteville Technical Institute (FTI). Howard Boudreau becomes first President.
- 1964** First evening classes offered.
- 1967** Officially accredited by Southern Association of Colleges and Schools.

1970s

- 1970** Fayetteville Rose Garden was started and development continued throughout the next 10 years.
- 1971** First evening classes in General Education offered.
- 1974** Fort Bragg FTI office established to meet the military's educational needs.
- 1974** Cumberland County voters approved a \$3.5 million dollar construction bond referendum resulting in a doubling of the physical plant and additional academic space for 17 new curricular offerings.

1980s

- 1981** Reaccredited by Southern Association of Colleges and Schools for 10 years.

***Fayetteville Technical Community College
Time Line of Fayetteville Technical Community College
(continued)***

1980s (continued)

- 1983** Dr. Craig Allen becomes second President.
- 1986** FTCC celebrates 25th Anniversary.
- 1988** Name changed to Fayetteville Technical Community College (FTCC).

1990s

- 1991** Reaccredited by Southern Association of Colleges and Schools for 10 years.
- 1994** FTCC selected as one of the state's initial sites using the NC Information Highway.
- 1995** Small Business Center funded by State Board of Community Colleges.
- 1996** Dr. Linwood W. Powell becomes Interim President.
- 1997** Dr. Larry B. Norris becomes third President.
- 1998** Classes at Pope Air Force Base were offered in the Fall of 1998.
- 1999** FTCC was host to the SACS Substantive Change Visiting Team and representatives from 11 other community colleges (related to distance education).

Fayetteville Technical Community College
Time Line of Fayetteville Technical Community College
(continued)

2000s

- 2000** NC Higher Education Bond Referendum passed in November 2000 totaling \$600 million. FTCC received \$38,491,174 of those funds for campus improvements.
- 2001** The Early Childhood Educational Center was certified September 13, 2001 and opened for child care services September 17, 2001.
- 2001** Reaccredited by Southern Association of Colleges and Schools for 10 years.
- 2002** In February 2002, NC State Board of Community Colleges approved the establishment of a Horticulture/Landscape Management Technology at the Cape Fear Botanical Garden. In October 2002, the Fayetteville City Council deeded four acres of land at the Cape Fear Botanical Garden to FTCC.
- 2003** FTCC purchased the YMCA property located on Fort Bragg Road in March of 2003. The YMCA building was renamed the Criminal Justice Center in September of 2003.
- 2004** In spring of 2004, the College celebrated the groundbreaking for the Virtual College Center to be used to house classrooms, in addition to Media Services, the Success Center, and the Information Highway.
- 2004** Construction began on the Cape Fear Botanical Garden classroom building in April 2004.
- 2004** In August 2004, The Student Center was dedicated as the Tony Rand Student Center in honor of Senator Tony Rand.

Fayetteville Technical Community College
Time Line of Fayetteville Technical Community College
(continued)

2000s (continued)

- 2004** The Spring Lake Center was completed in the summer of 2004. In November 2004 the Board of Trustees approved the Spring Lake Center to be designated as the Spring Lake Campus.
- 2005** In September 2005, the Virtual College Center was dedicated as the Harry F. Shaw Virtual College Center to honor the long-time Board Member and Board Chairperson.
- 2006** The Horticulture/Landscape Management Technology Center became the Horticulture Education Center in January 2006. Classes are scheduled to begin in the Fall of 2006.
- 2007** On August 1, 2007, Dr. Larry B. Norris, the third President of FTCC, retired after 38 years of service to the College, having served 10 of those years as President.
- 2007** The FTCC Board of Trustees selected Dr. J. Larry Keen as the fourth President, effective August 1, 2007.
- 2008** Death of FTCC's first President Howard E. Boudreau, March 11, 2008. Mr. Boudreau served as FTCC President from 1963 to 1983.
- 2008** Democratic Presidential Candidate Barack Obama visited the FTCC campus on March 19, 2008.
- 2008** The FTCC Children's Center received a 5-Star License/Award from the State of NC in February 2008.
- 2008** FTCC received the "Reader's Choice Award" from the Fayetteville Observer in the category of "Best Landscaping" in November 2008.

Fayetteville Technical Community College
Time Line of Fayetteville Technical Community College
(continued)

2000s (continued)

- 2009** The future 60 acre satellite Western Campus will allow FTCC to expand the nursing and allied health programs.
- 2010** Governor Beverly Perdue visited the FTCC campus on February 11, 2010.
- 2010** FTCC selected for the Military Friendly Schools List in the 2010 Guide to Military Friendly Schools, GI Jobs. The list honors the top 15 percent of colleges, universities, and trade schools that are doing the most to assist America's veterans as students.
- 2010** FTCC was recognized as a Top 100 Associate Degree producer for minority students (Diverse Issues in Higher Ed., 2010).
- 2011** FTCC was the first college to be certified by Sustainable Sandhills' Green Business certification program. The college adopted a curriculum on green energy, among other changes.
- 2011** FTCC's accreditation with the Southern Association of Colleges and Schools-Commission on Colleges (SACS-COC) was granted in December 2011 at the SACS-COC annual meeting.
- 2011** FTCC celebrated its' 50th Anniversary with celebratory events and activities throughout the year.

Fayetteville Technical Community College
Time Line of Fayetteville Technical Community College
(continued)

2000s (continued)

- 2012** FTCC opened the General Classroom building that includes 21st century technologies to enhance student learning outcomes.
- 2012** FTCC was awarded the designation of Military Friendly School by GI Jobs, a magazine for military personnel transitioning into civilian life. The 2012 Military Friendly Schools list honors the top 20 percent of colleges, universities, and trade schools that are doing the most to embrace America's military service members and veterans as students.
- 2012** FTCC ranked in the top 10 for the eighth annual Digital Community Colleges Survey. Community Colleges across the nation respond to increased enrollments and limited budgets through innovative use of technology.
- 2013** FTCC celebrated the legacy of Dr. W. Dallas Herring on March 6, 2013. Dr. Herring is considered the father of the state's Community College System.
- 2013** FTCC was awarded the designation of Military Friendly School by Victory Media, Inc., the premier media entity to the coveted Military Friendly Schools list. The 2013 Military Friendly Schools list honors the top 15 percent of colleges, universities and trade schools in the country that are doing the most to embrace America's military service members, veterans, and spouses as students that ensure their success on campus.

Fayetteville Technical Community College
Time Line of Fayetteville Technical Community College
(continued)

2000s (continued)

- 2013** On January 28, 2013, Congressman David E. Price, NC 4th Congressional District, visited the FTCC campus to meet with President Larry Keen and his Executive Council. Congressman Price has worked to improve higher education and make it more affordable for working families, such as the Price-authored bill in 1993 which helps community colleges upgrade their training programs for jobs in high-tech fields.
- 2013** On April 3, 2013, North Carolina State Treasurer Janet Cowell attended and spoke at the Small Business Outreach Event held on the FTCC campus. Her participation coincided with a visit to the Fayetteville/Fort Bragg community, organized by FTCC, to discuss the fiscal health of the state and how state government can do a better job of shaping policies or procedures that meet the unique needs of the military community.
- 2013** In September 2013, FTCC was ranked #2 by Military Times in its Best for Vets: Career & Technical Colleges list for 2014. The list shows veterans which schools have put the most thought and effort into tailoring programs and policies around their unique experience. By factoring in academic quality, Best for Vets provides service men and women a gauge by which to judge whether a school or degree program will truly benefit them.
- 2014** On February 21, 2014, FTCC announced that in FY 2012-13, FTCC's total impact on the Cumberland County economy was \$530.3 million in added income, equal to 2.8% of the region's Gross Regional Product. A regional economic impact analysis was commissioned to examine the impact of FTCC on the local business community through increased consumer spending and enhanced business productivity.

Fayetteville Technical Community College
Time Line of Fayetteville Technical Community College
(continued)

2000s (continued)

- 2014** On March 19, 2014, FTCC was ranked by Community College Week Magazine as 4th in the nation in enrollment growth of 7.2%, in the enrollment segment of 10,000 or more students, for the current reporting year from Fall 2011 to Fall 2012.
- 2014** On April 4, 2014, e.Republic's Center for Digital Education (CDE) announced that FTCC ranked 3rd in the nation in the ninth annual Digital Community Colleges Survey recognizing innovative uses of technology to achieve first-rate student learning environments by creating unique learning environments and expanding distance learning.

A History of the North Carolina Community College System

On May 16, 1963, the NC General Assembly created the Department of Community Colleges by combining twenty industrial education centers, six community colleges and five extension units transforming North Carolina's higher education and workforce training into what has become a model emulated world-wide.

From Manteo to Murphy, every North Carolinian today is within a 30 mile drive of high quality, locally focused education and training at our community colleges. Enrollment has skyrocketed from 28,000 in 1966 to 253,000 full-time equivalent students in 2011. High-quality, moderate-cost, higher education programs have made our 58 community colleges an attractive first step for those seeking post-high school degrees and credentials. One in eight North Carolina adults participates in educational and training offerings.

North Carolina Community College graduates drive the North Carolina economy. Since the late 1950s, more than 600,000 North Carolina workers at greater than 15,000 new and existing North Carolina businesses have received customized training in areas from aviation to life sciences to industrial systems, machining, and welding.

Our community colleges are the number one source for North Carolina's health care, advanced manufacturing, biotech production, and first-responder employees. For over four decades, our graduates have been vital to the success of companies in our state. Community colleges have opened the doors of education, training, success and life-long learning to millions of North Carolinians. The tremendous benefit our community colleges have on our state is undisputed.

Source: <http://nccommunitycolleges.edu/50th/history.html>

Last updated: March 2013



Cumberland County

Cumberland County Profile 2012-2013

Total County Population
Census (Estimate as of July 2013)

334,076

Gender
Census (Estimate as of July 2013)

Male

49%

Female

51%

Race
Census (Estimate as of July 2013)

White

53%

Non-White

47%

Population, Age 18+
Census (Estimate 2013) *

244,674

**Less than 4 yrs
HS (Age 25+)**
Census, ACS (2012) *

10%

High School Graduates
Cumb. Cty. Schools (2013)

3,436

SAT Average Tot. Scores
Cumb. Cty. Schools (2012-2013)

925

Median Family Income
Census, ACS (2012) *

\$45,020

Per Capita Income Census, ACS
(2012) *

\$21,925

Avg. Annual Labor Force (2013)
Employment Security Commission

140,898

Avg. Annual Employment (2013)
Employment Security Commission

127,352

Avg. Ann. Unemployment Rate (2013)
Employment Security Commission

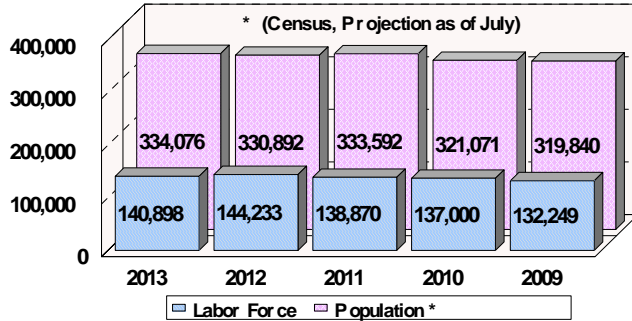
9.6%

* Data reflects the most current information available at the time this publication was completed.

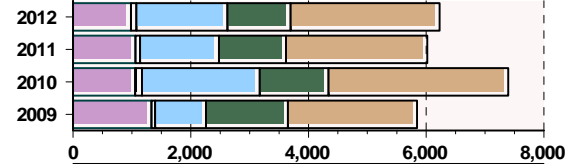
Source: Census, American Community Survey (ACS); Cumberland County Schools, Pupils in Membership Report; Employment Security Commission (ESC), Office of State Planning

Cumberland County Growth Indicators

Population & Labor Force




* New Construction Permits (Census)

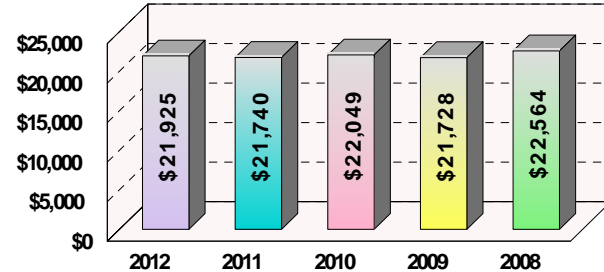


	2012	2011	2010	2009
Residential Permits	982	1,059	1,055	1,330
Multi-Family Permits	93	79	116	62
Multi-Family Units	1,548	1,342	1,999	866
Total Permits	1,075	1,138	1,171	1,392
Total Units	2,530	2,401	3,054	2,196

Total Retail Sales (NC Department of Revenue)

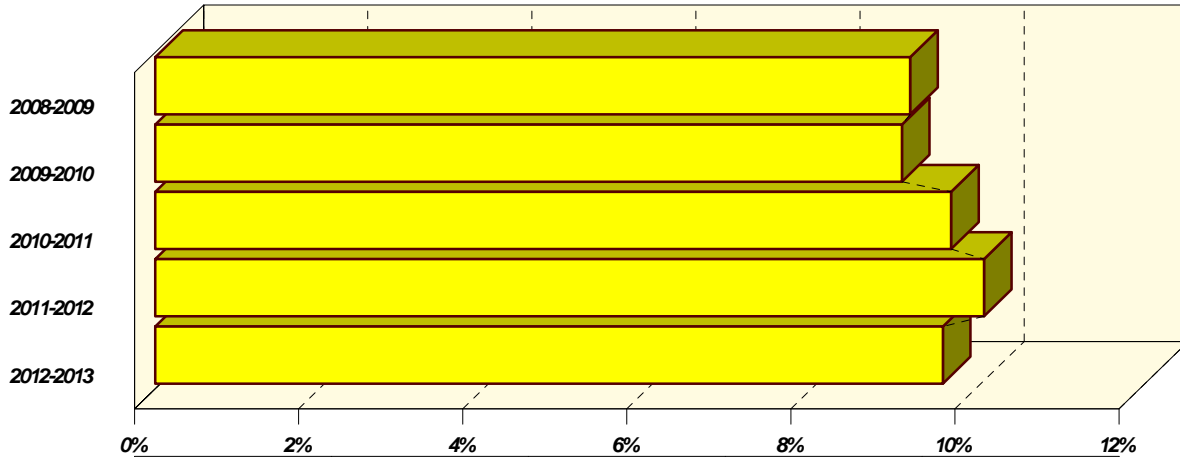


* Per Capita Income (Census)



* Data reflects the most current information available at the time this publication.

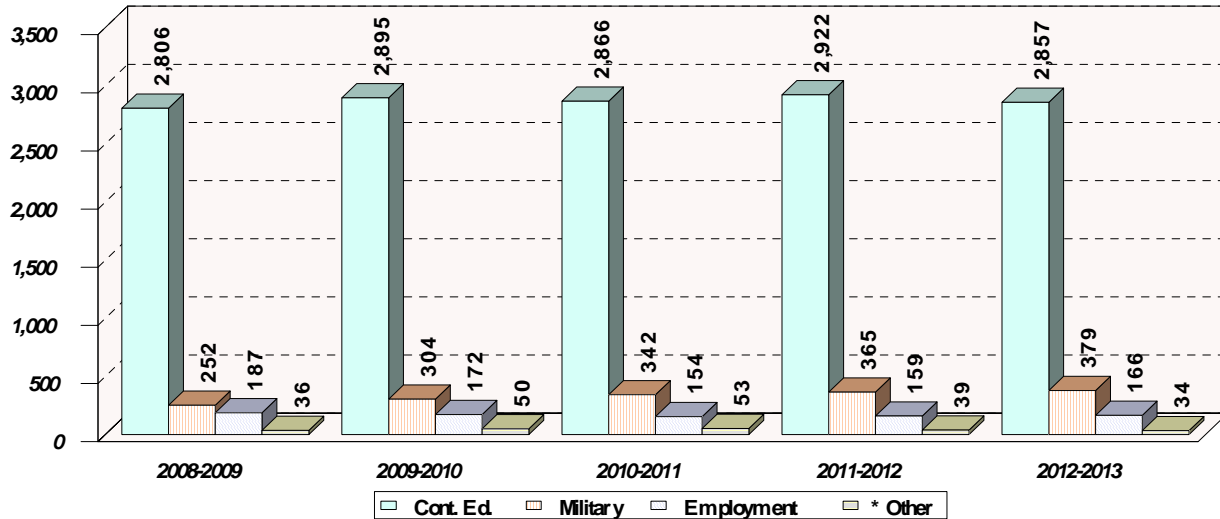
Annual Unemployment Rate Cumberland County 2008-2013



	2008-2009	2009-2010	2010-2011	2011-2012	2012-2013
Unemployment	9.2%	9.1%	9.7%	10.1%	9.6%

Source: North Carolina Employment Security Commission, Labor Market Statistics

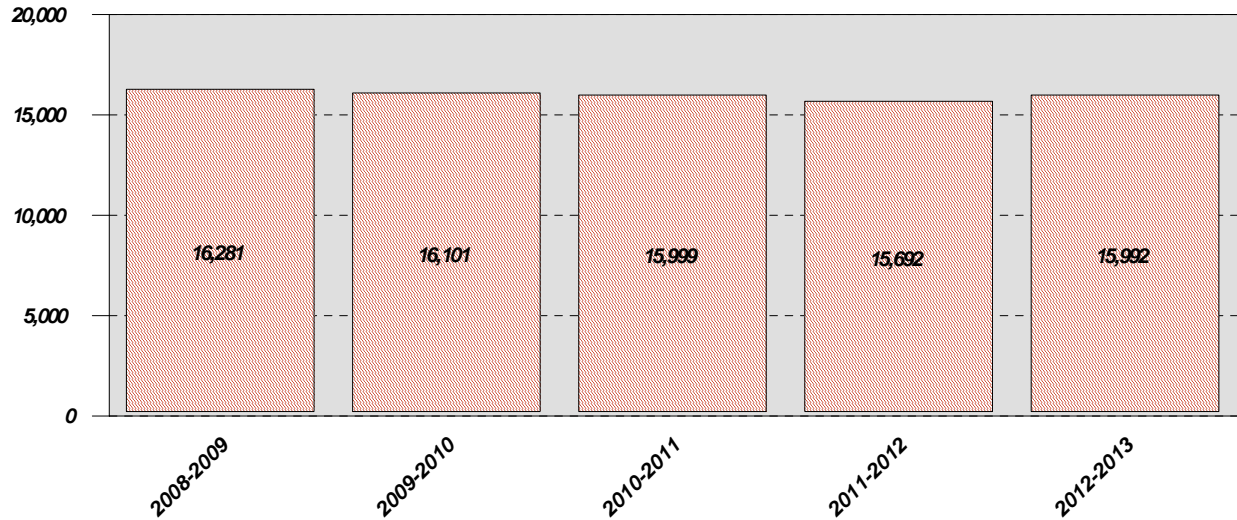
Post High School Intentions of Cumberland County High School Graduates 2008-2013



* Other: Student did not list institution.

Source: Cumberland County Schools, High School Graduate Survey

Grades 9-12 Enrollment Cumberland County Schools 2008-2013

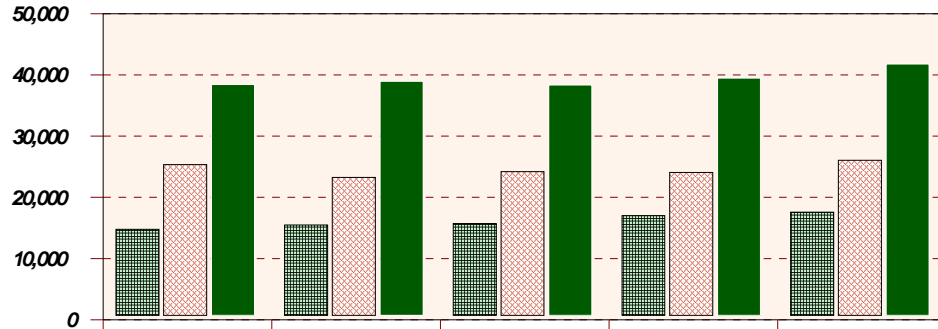


Source: Cumberland County Board of Education Public Affairs Office, Pupils and Membership Report



Educational Programs

Annual Unduplicated Headcount (Individuals) FTCC Educational Programs 2008-2013 *

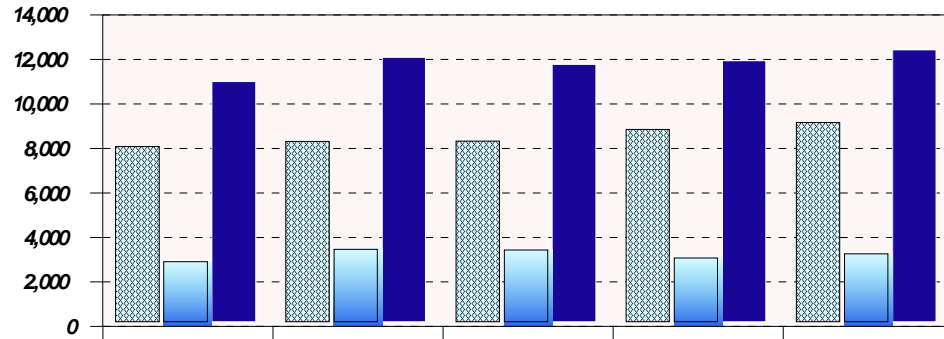





	2008-2009	2009-2010	2010-2011	2011-2012	2012-2013
Curriculum Programs	14,807	15,509	15,776	17,039	17,625
Continuing Education	25,389	23,300	24,208	24,076	26,064
* Total	38,468	38,971	38,355	39,504	41,775

Source: NCCCS Data Warehouse

* Unduplicated headcount is reported in each cell. Rows and columns may not add up.

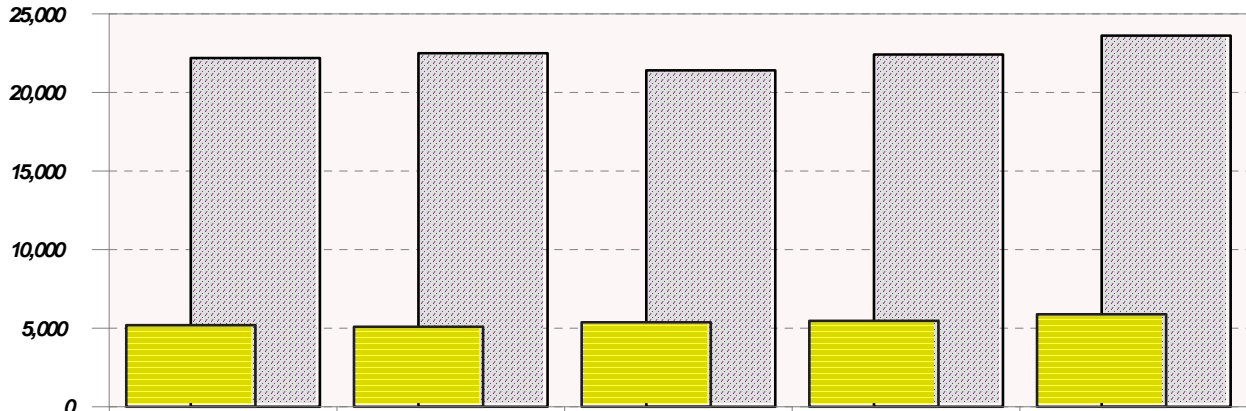
Average Annual Full-Time Equivalent Enrollment For FTCC Educational Programs 2008-2013



	2008-2009	2009-2010	2010-2011	2011-2012	2012-2013
Curriculum Programs 	8,092	8,326	8,334	8,866	9,177
Continuing Education 	2,926	3,473	3,441	3,084	3,265
Total 	11,018	12,099	11,775	11,950	12,442

Source: NCCCS Data Warehouse

Enrollment History (FTE & Headcount) for FTCC Educational Programs Fall Semester 2008-2013



FTE	5,196	5,091	5,384	5,473	5,891
Headcount	22,187	22,490	21,400	22,413	23,611

Source: NCCCS Data Warehouse

Note: Headcount is unduplicated

**Student Profile for FTCC Educational Programs
Duplicated Headcount (Individuals)
2012-2013**

ANNUAL PROFILE

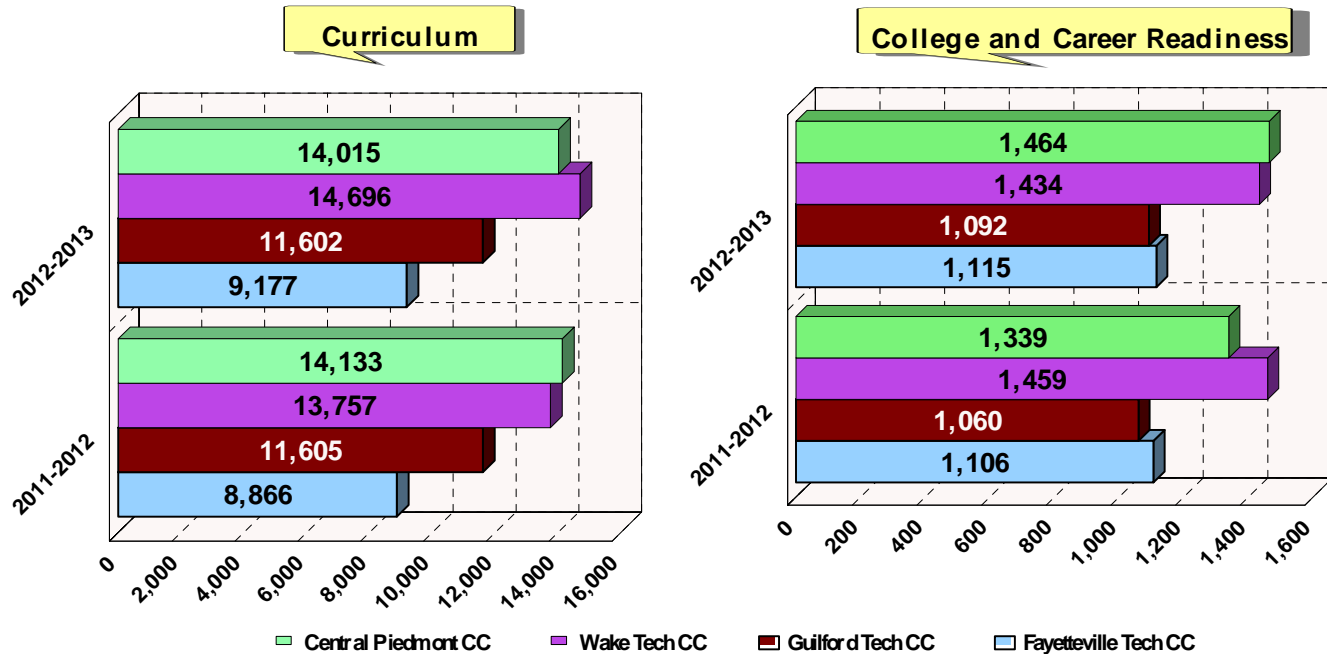
Male	20,967	48%	White	16,996	39%
Female	22,722	52%	Non-White	26,709	61%
NC Resident	38,146	87%	Full-time Employed	17,421	40%
Non-resident	5,611	13%	Part-time Employed	7,127	16%
			Not Employed	19,480	44%

FALL PROFILE

Male	10,986	46%	White	9,698	40%
Female	13,161	54%	Non-White	14,449	60%
NC Resident	21,052	87%	Full-time Employed	8,757	36%
Non-resident	3,095	13%	Part-time Employed	4,108	17%
			Not Employed	11,282	47%

Source: NCCCS Data Warehouse

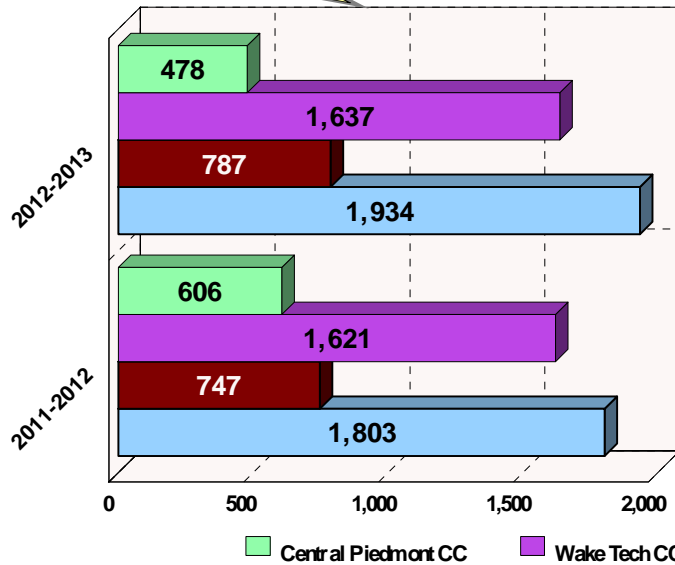
North Carolina's Largest Community Colleges Full-Time Equivalent (FTE) Comparisons



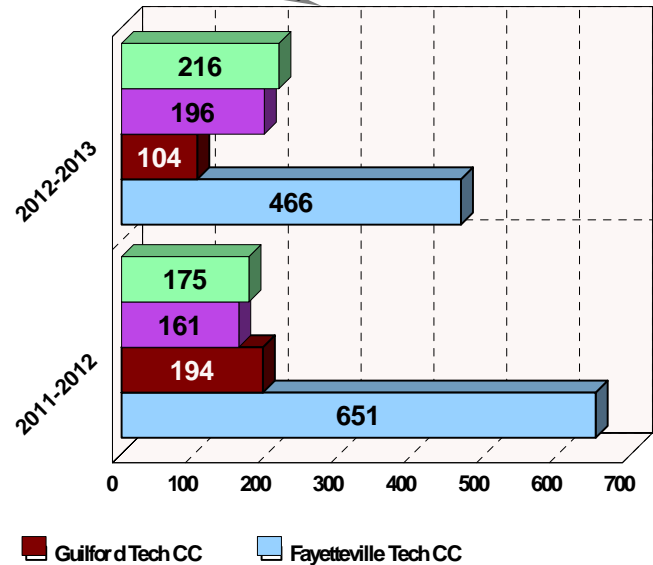
Source: NCCCS Data Warehouse

North Carolina's Largest Community Colleges Full-Time Equivalent (FTE) Comparisons

Occupational Extension



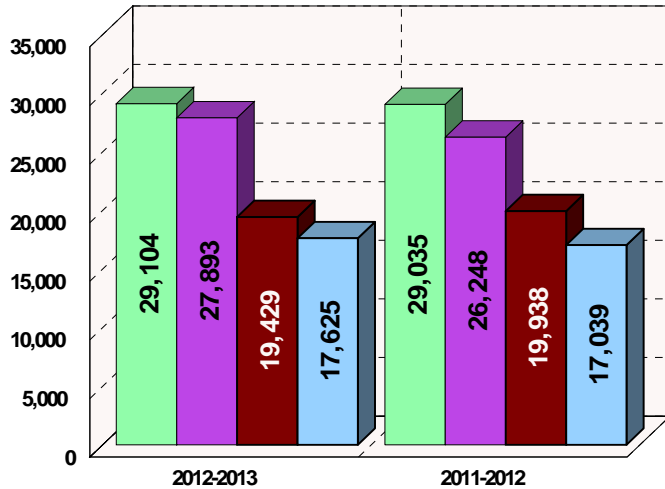
Non-Budget (Self-Supported/Occupational; FT; Small Business; Self-Supported/Non-Occupational)



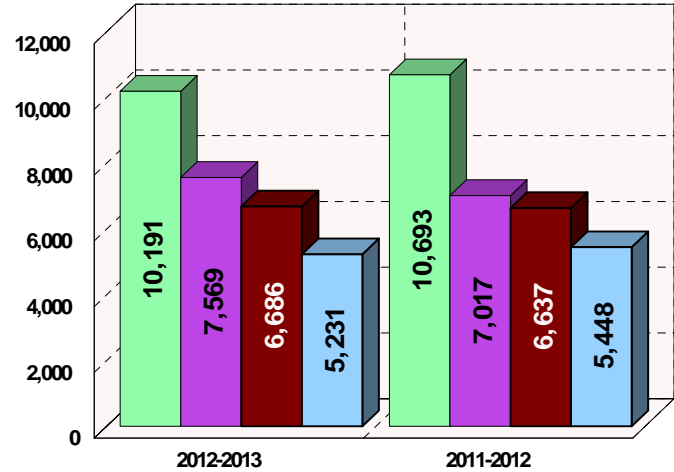
Source: NCCCS Data Warehouse

North Carolina's Largest Community Colleges Unduplicated Headcount Comparisons

Curriculum



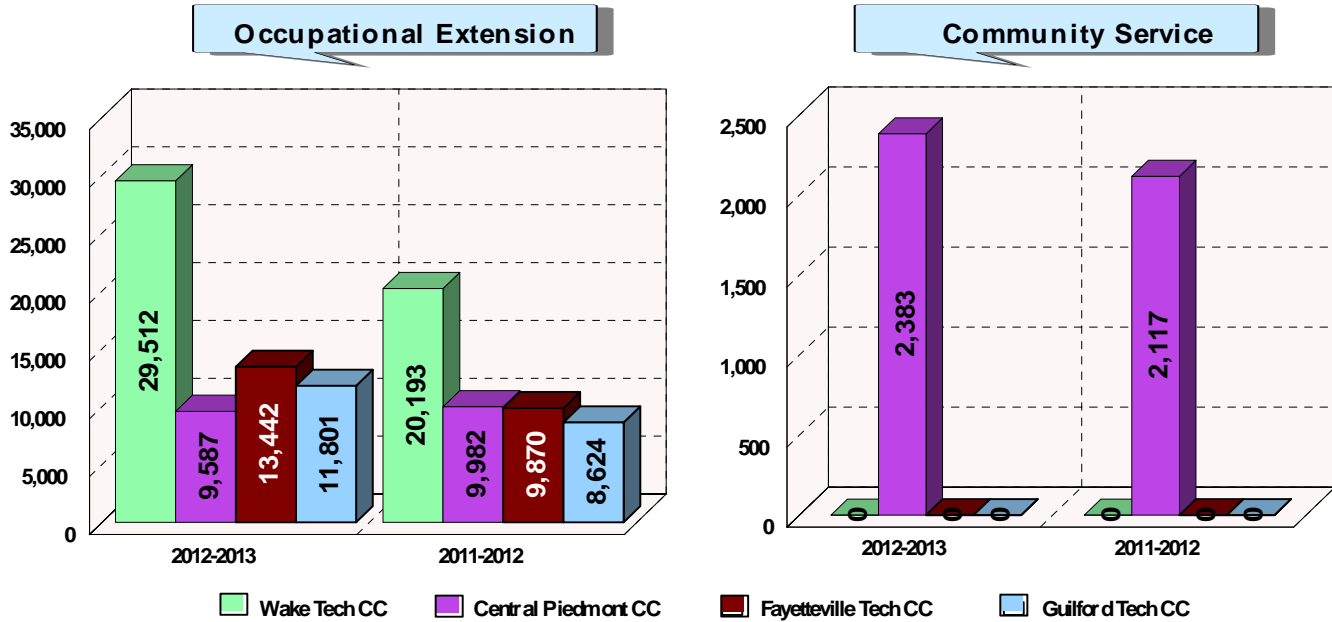
College and Career Readiness



■ Central Piedmont CC
 ■ Wake Tech CC
 ■ Guilford Tech CC
 ■ Fayetteville Tech CC

Source: NCCCS Data Warehouse

North Carolina's Largest Community Colleges Unduplicated Headcount Comparisons



Source: NCCCS Annual Table 1

**North Carolina Community College
Total Annualized Curriculum and Continuing Education
Course/FTE Top 10 by Rank**

Rank		2012-2013
1	Wake TCC	17,871
2	Central Piedmont CC	16,424
3	Guilford TCC	13,677
4	Fayetteville TCC	12,442
5	Forsyth TCC	9,278
6	Cape Fear CC	8,855
7	Asheville-Buncombe CC	7,425
8	Rowan-Cabarrus CC	6,315
9	Central Carolina CC	5,495
10	Gaston College	5,487

Rank		2011-2012
1	Wake TCC	17,030
2	Central Piedmont CC	16,729
3	Guilford TCC	13,633
4	Fayetteville TCC	11,950
5	Forsyth TCC	9,714
6	Cape Fear CC	9,321
7	Asheville-Buncombe CC	7,399
8	Rowan-Cabarrus CC	6,538
9	Gaston College	5,687
10	Catawba Valley CC	4,969

Source: NCCCS Data Warehouse, Corporate Reports: ANNTBL26

Percentage of Student Enrollment by Race *
compared to
Cumberland County Population by Race

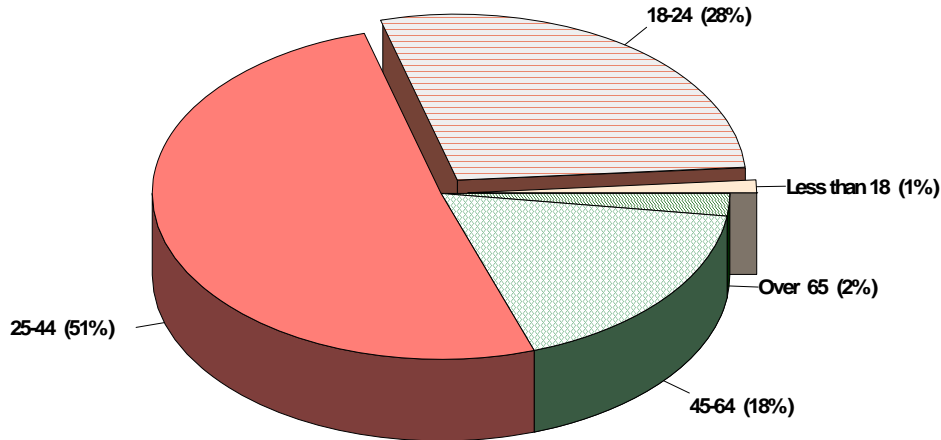
	White	Black or African American	American Indian & Alaska Native	Asian	Native Hawaiian & Other Pacific Islander	Hispanic or Latino	Multiple (Two or More Races)	Unknown
Fayetteville Technical Community College (2012-2013)	38.9%	40.5%	2.1%	1.8%	0.4%	9.7%	1.6%	5.0%
Cumberland County (2012)	46.0%	35.6%	1.4%	2.4%	0.1%	10.2%	4.0%	0.5%
	0							
Fayetteville Technical Community College (2011-2012)	41.3%	39.1%	2.2%	1.7%	0.3%	9.1%	1.3%	5.1%
Cumberland County (2011)	47.2%	35.4%	1.3%	2.4%	0.3%	9.9%	3.1%	N/A

N/A = Not available (This category not available from the Census Bureau)

* Note: Totals may not equal due to rounding.

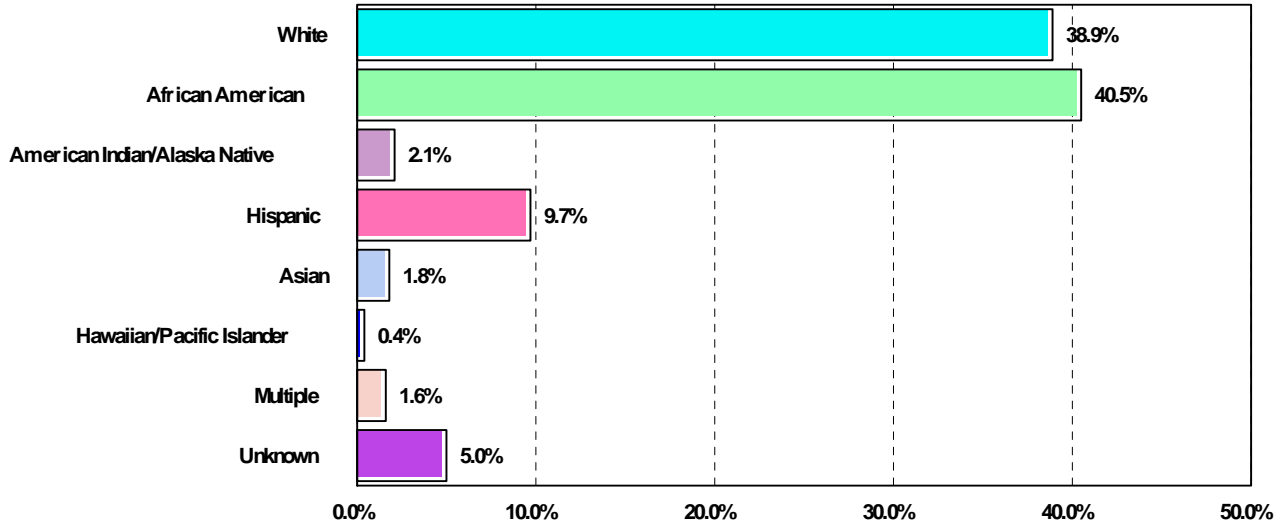
Source: NCCCS Data Warehouse; US Census Bureau, Population Estimates

Student Profile by Age for FTCC Educational Programs 2012-2013



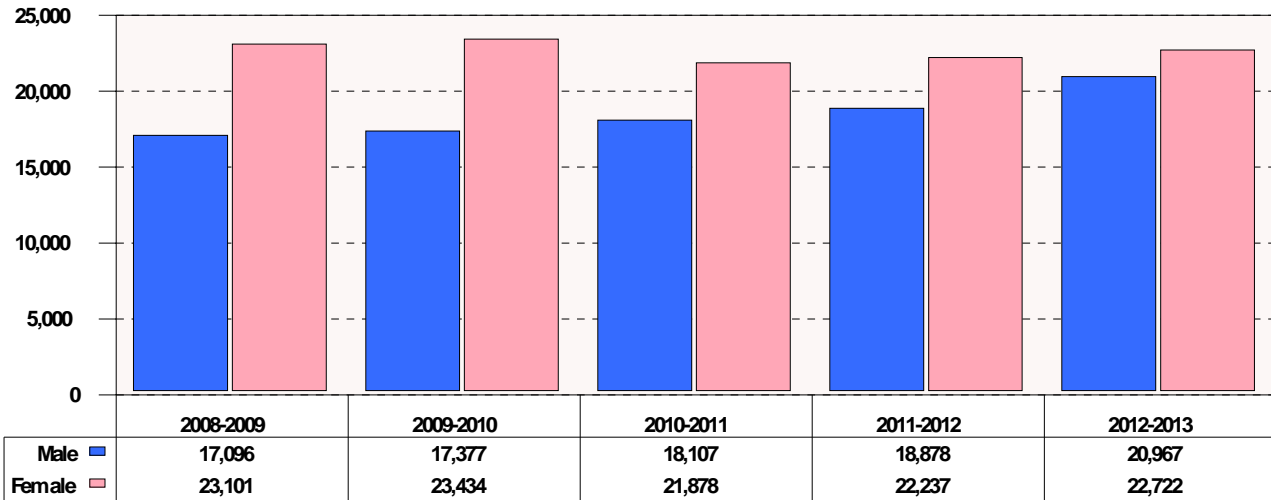
Source: NCCCS Data Warehouse Note: Categories represent duplicated numbers. The capability to retrieve unduplicated counts by category combining both Curriculum and Continuing Education is not available from the NCCCS Data Warehouse at this time.

Student Profile by Race for FTCC Educational Programs 2012-2013



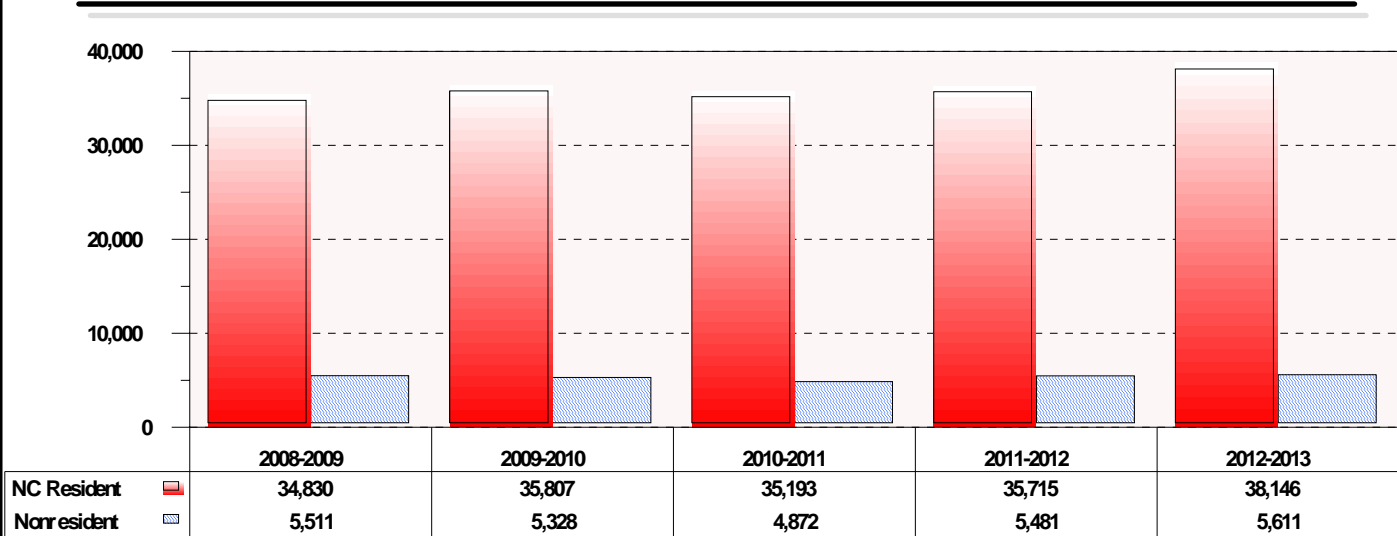
Source: NCCCS Data Warehouse. Note: Categories represent duplicated numbers. The capability to retrieve unduplicated counts by category combining both Curriculum and Continuing Education is not available from the NCCCS Data Warehouse at this time (Percents can vary due to rounding).

Student Profile by Gender for FTCC Educational Programs 2008-2013 *



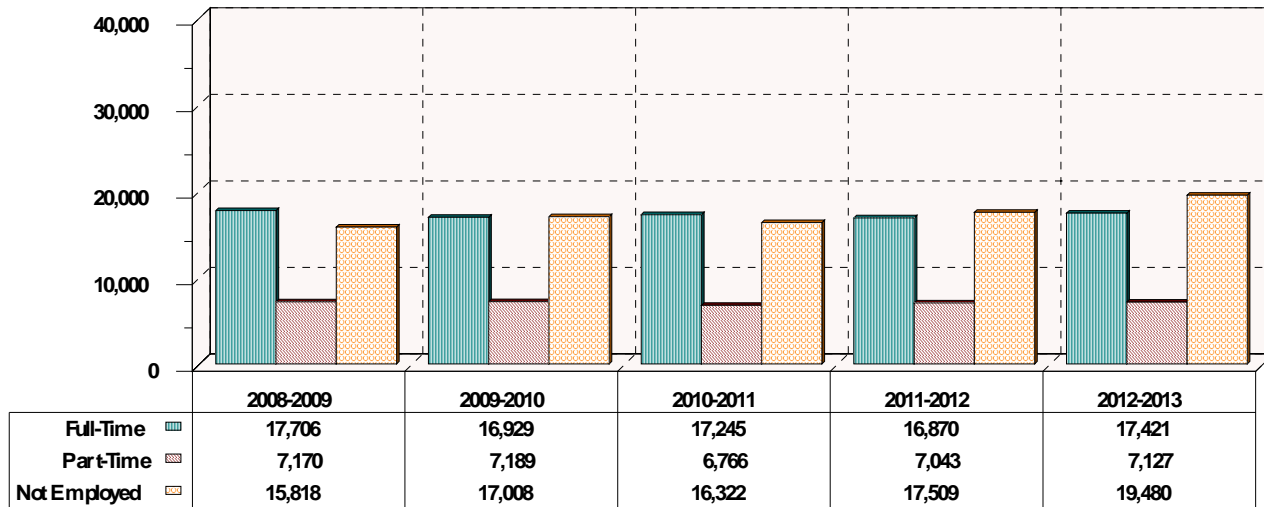
Source: NCCCS Data Warehouse. * Note: Categories represent duplicated numbers. The capability to retrieve unduplicated counts by category combining both Curriculum and Continuing Education is not available from the NCCCS Data Warehouse at this time.

Student Profile by Residency for FTCC Educational Programs 2008-2013 *



Source: NCCCS Data Warehouse. * Note: Categories represent duplicated numbers. The capability to retrieve unduplicated counts by category combining both Curriculum and Continuing Education is not available from the NCCCS Data Warehouse at this time.

Student Profile by Employment Status for FTCC Educational Programs 2008-2013 *



Source: NCCCS Data Warehouse. * Note: Categories represent duplicated numbers. The capability to retrieve unduplicated counts by category combining both Curriculum and Continuing Education is not available from the NCCCS Data Warehouse at this time.

Rank In Size of Fayetteville Technical Community College within the System

Average Annual Figures

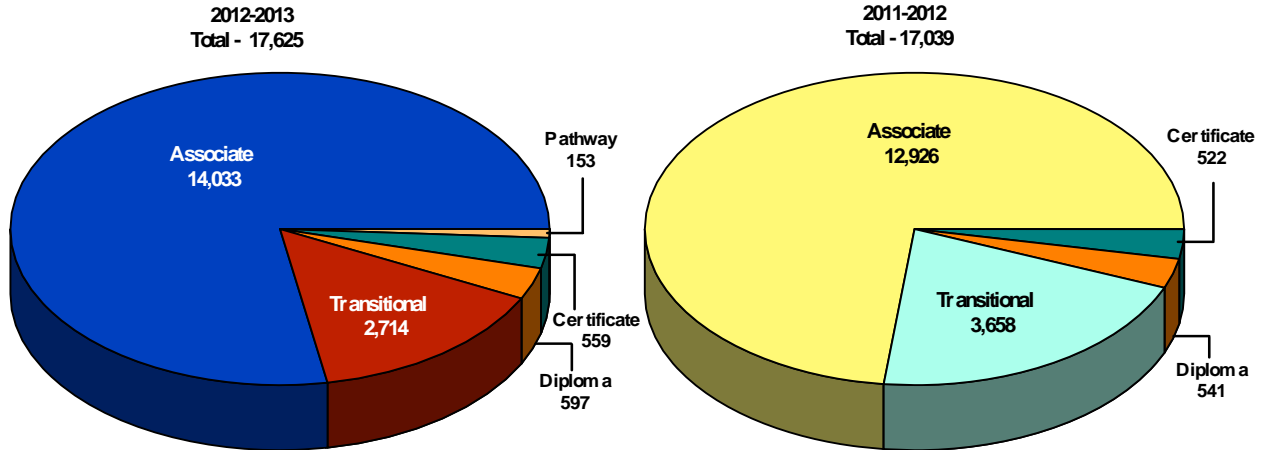
Year	Curriculum FTE Enrollment	Regular Budget Extension FTE	Total FTE Enrollment	Total Unduplicated Headcount
2008-2009	(4th) 8,092	(2nd) 2,728	(3rd) 11,018	(4th) 38,468
2009-2010	(4th) 8,626	(1st) 3,299	(4th) 12,099	(4th) 38,971
2010-2011	(4th) 8,364	(1st) 3,265	(4th) 11,775	(4th) 38,355
2011-2012	(4th) 8,866	(2nd) 2,909	(4th) 11,950	(4th) 39,504
2012-2013	(4th) 9,177	(2nd) 3,049	(4th) 12,442	(4th) 41,775

Source: NCCCS Data Warehouse



Curriculum Programs

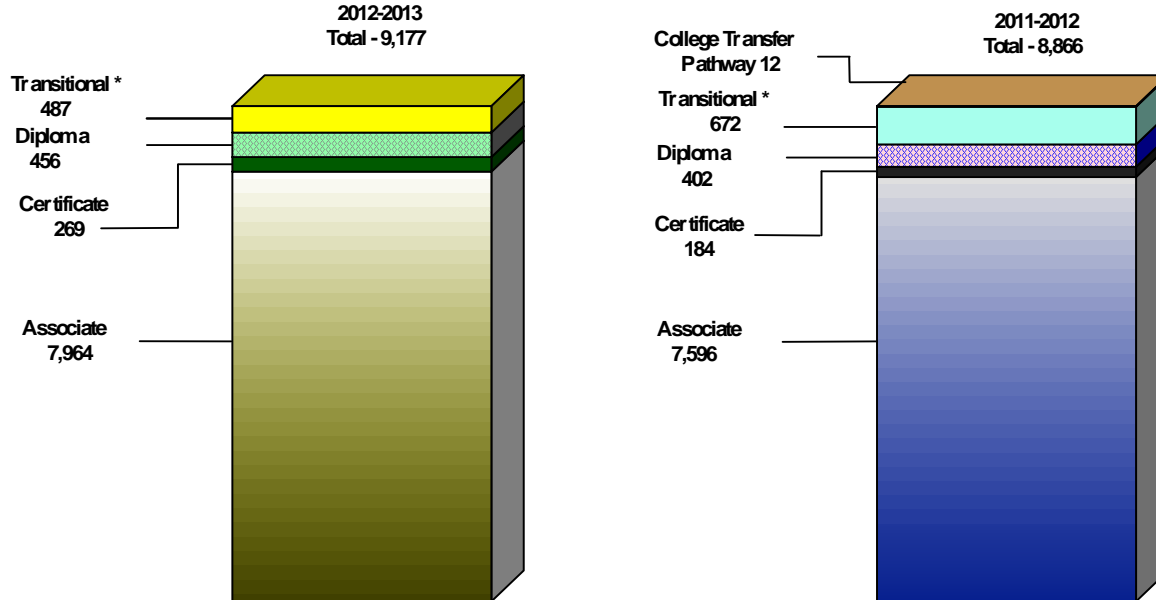
Annual Unduplicated Headcount Curriculum Programs



Source: NCCCS Data Warehouse

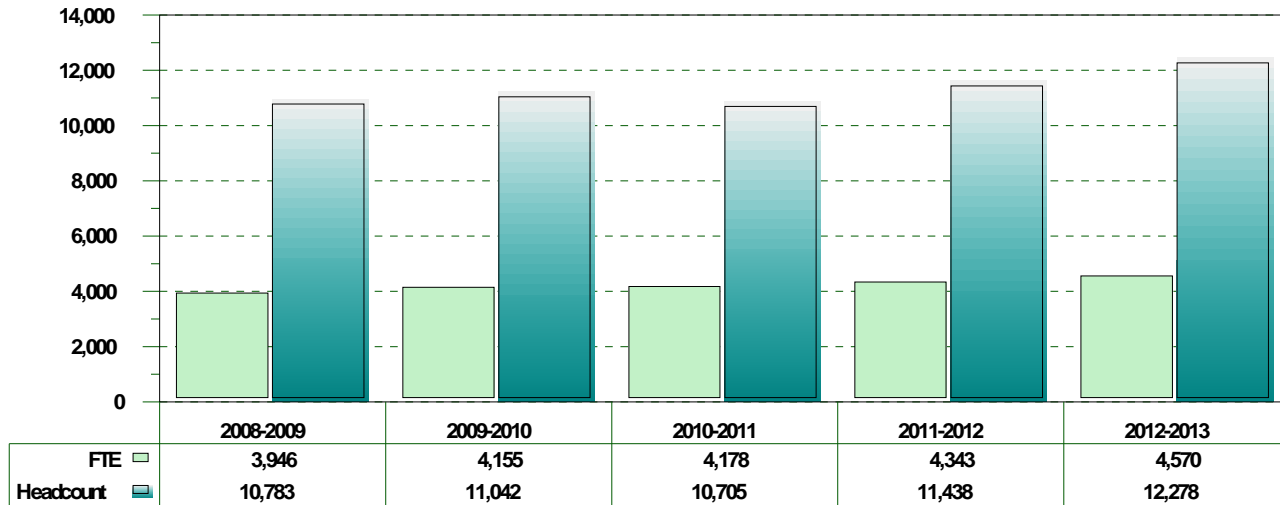
Note: Each category is unduplicated. Totaling the categories will not equal the total unduplicated headcount.

Average Annual Full-Time Equivalent Enrollment Curriculum Programs



Source: NCCCS Data Warehouse; * Transitional students are enrolled but are not seeking a curriculum credential.

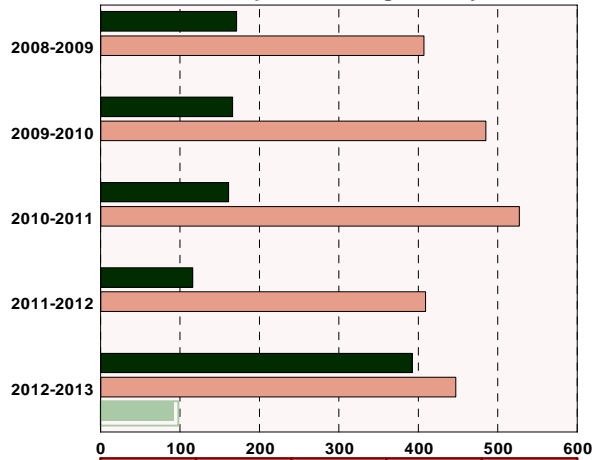
Enrollment & FTE History Curriculum Programs Fall Semester 2008-2013



Source: NCCCS Data Warehouse

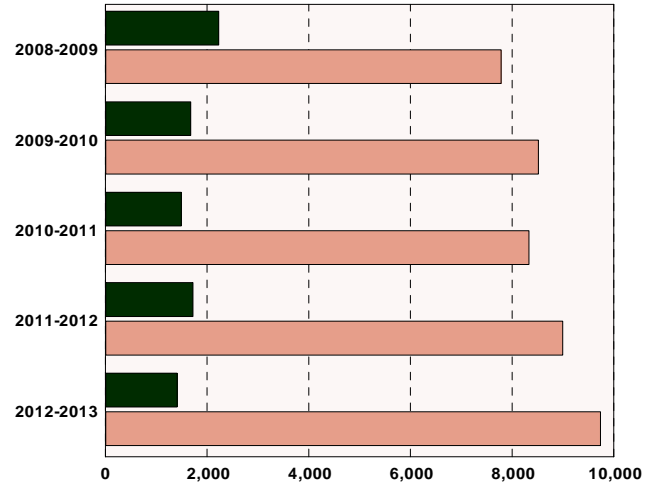
Enrollment by Program Area Unduplicated Headcount Fall Semester 2008-2013

Certificate, Diploma, & College Pathway



	2008-2009	2009-2010	2010-2011	2011-2012	2012-2013
Certificate	177	172	167	122	398
Diploma	413	491	533	415	453
College Pathway					98

* Transitional & Associate



	2008-2009	2009-2010	2010-2011	2011-2012	2012-2013
* Transitional	2,318	1,769	1,583	1,814	1,500
Associate	7,875	8,610	8,422	9,087	9,829

Source: NCCCS Data Warehouse; * Transitional students are enrolled but are not seeking a curriculum credential.

**Student Profile for Curriculum Programs
 Duplicated Headcount (Individuals)
 2012-2013**

ANNUAL PROFILE

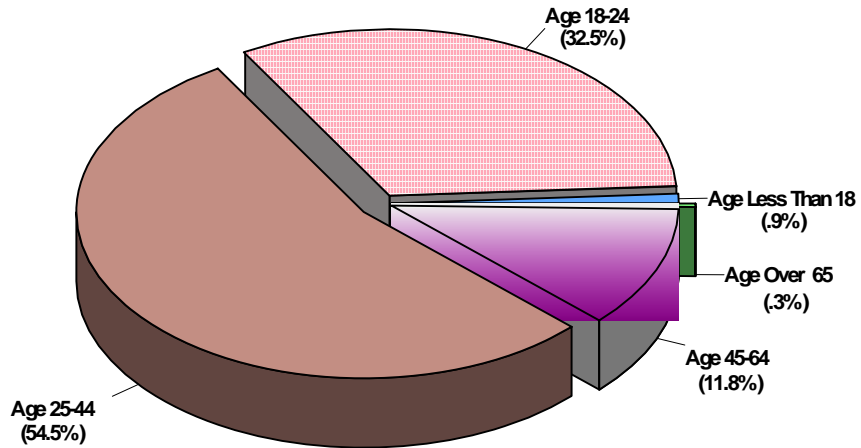
Male	7,432	42%	NC Resident	13,597	77%	Full-time Employed	5,288	30%
Female	10,193	58%	Non-resident	4,066	23%	Part-time Employed	3,465	20%
						Not Employed	8,987	50%
			White	6,727	38%			
			Non-White	10,914	62%			

FALL PROFILE

Male	4,793	39%	NC Resident	9,863	80%	Full-time Employed	3,200	26%
Female	7,485	61%	Non-resident	2,415	20%	Part-time Employed	2,519	21%
						Not Employed	6,559	53%
			White	4,679	38%			
			Non-White	7,599	62%			

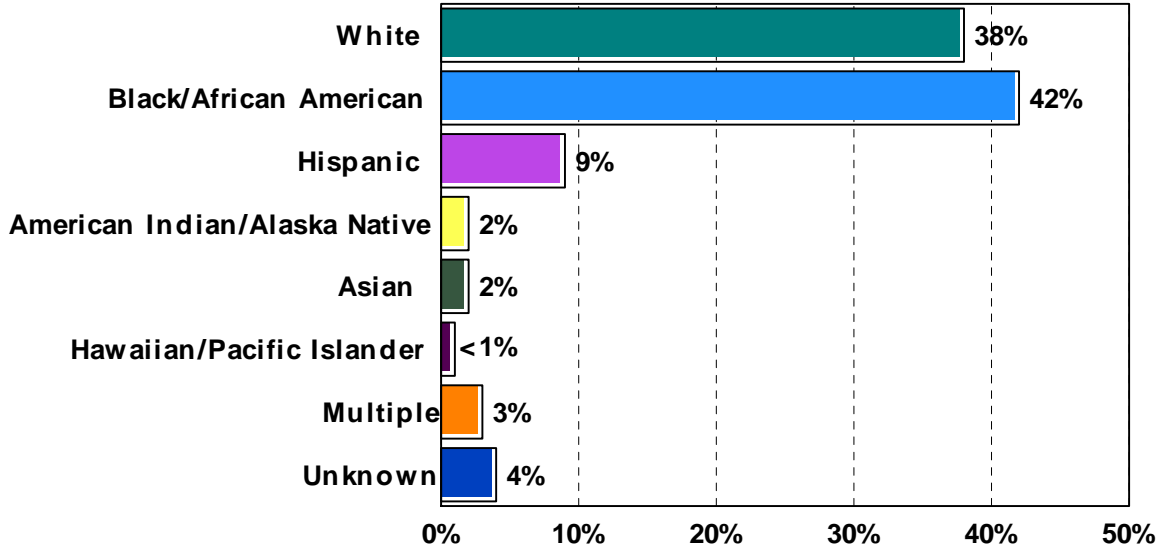
Source: NCCCS Data Warehouse

Student Profile by Age Curriculum Programs 2012-2013



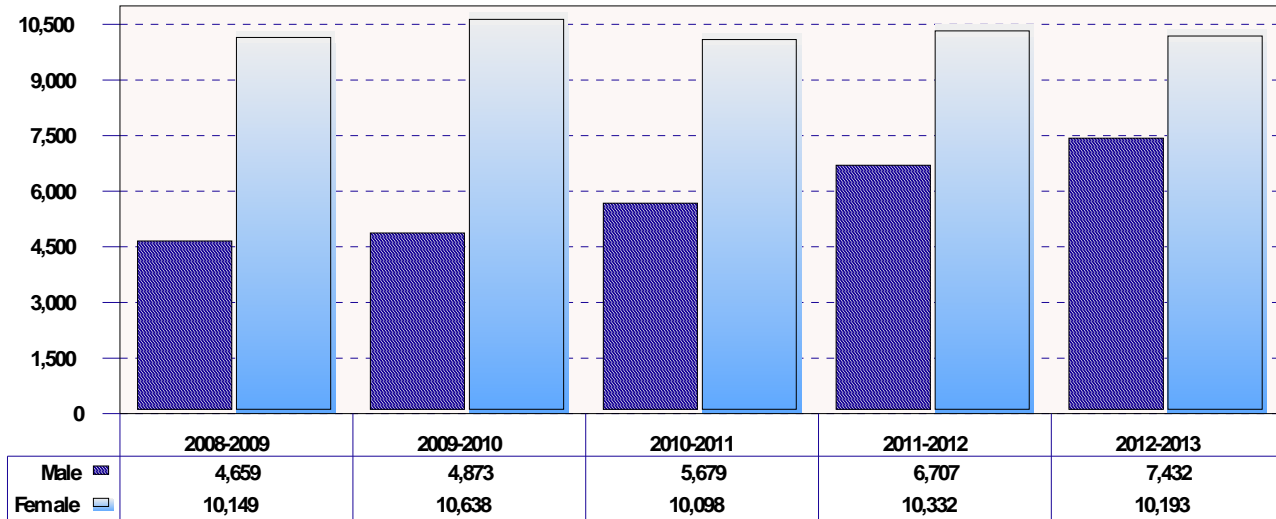
Source: NCCCS Data Warehouse

**Student Profile by Race
Curriculum Programs
2012-2013**



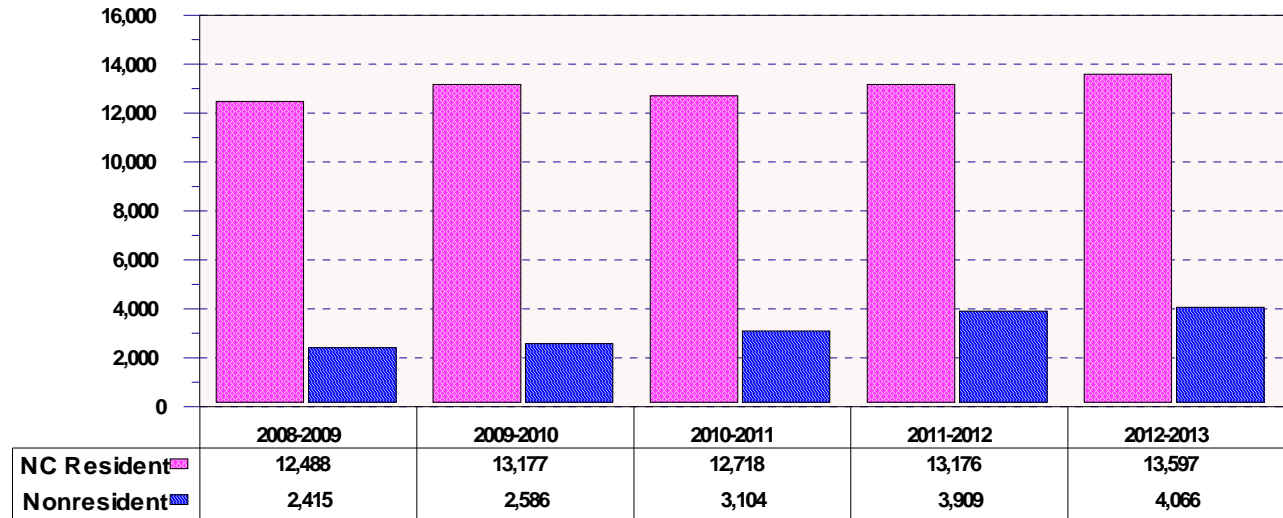
Source: NCCCS Data Warehouse

Student Profile by Gender Curriculum Programs 2008-2013



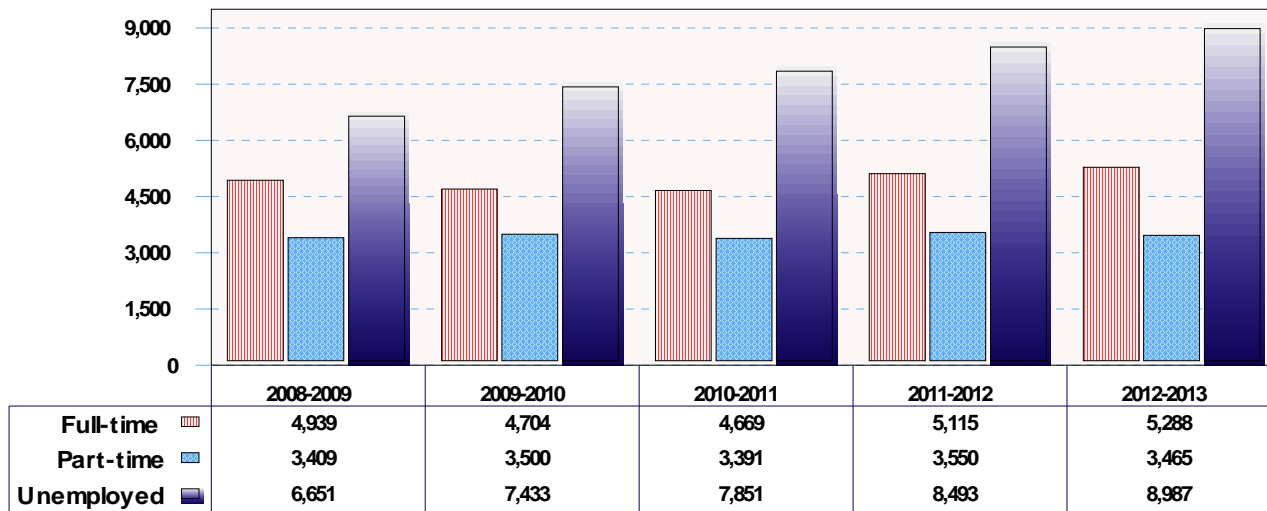
Source: NCCCS Data Warehouse

Student Profile by Residency Curriculum Programs 2008-2013



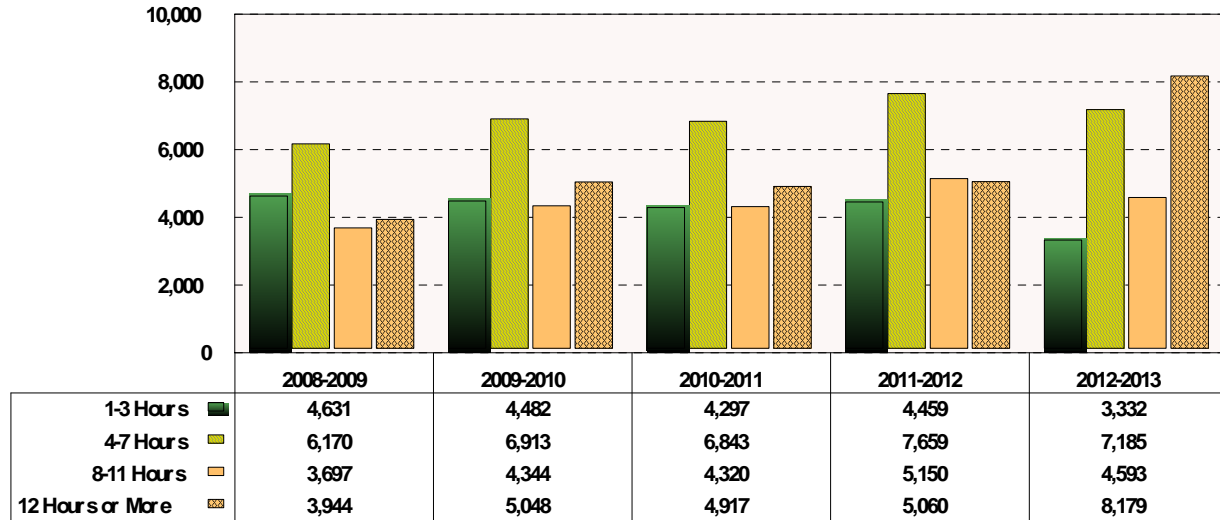
Source: NCCCS Data Warehouse

Student Profile by Employment Status Curriculum Programs 2008-2013



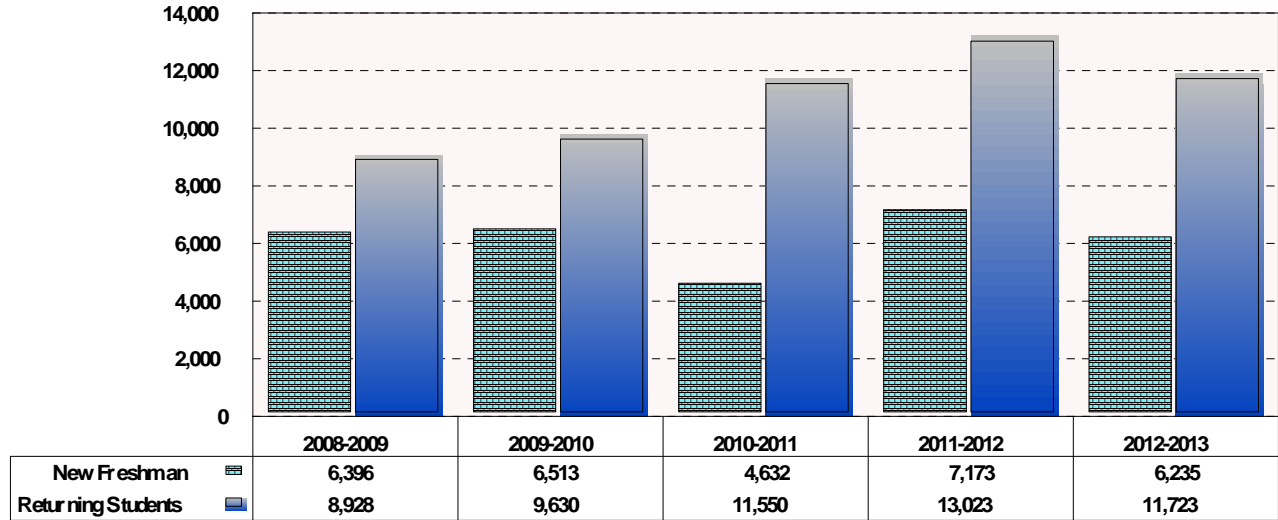
Source: NCCCS Data Warehouse

Student Profile by Credit Hour Load Curriculum Programs 2008-2013



Source: NCCCS Data Warehouse

Student Profile by Freshmen and Returning Students Curriculum Programs 2008-2013



Source: NCCCS Data Warehouse

**List of Approved Curricula and Options by Program Area
2013-2014
(Last Updated: 11/21/2013)**

AWARD:

A = Associate Degree
D = Diploma
C = Certificate

Dates in () indicate year program began;
[] indicates change in program.

Business Programs

A25100 Accounting (1965)
A25120 Business Administration (1965)
C25120C1 Business Administration/Small Business Startup (1999)
C25120C2 Business Administration/Small Business Management (1999)
C25120C5 Business Administration/Entrepreneurship I (2008)
C25120C6 Business Administration/Entrepreneurial Innovation Certificate (2010)
C25120C7 Business Administration/Entrepreneurial Applications Certificate (2010)
C25120C8 Business Administration/Contract Management Certificate (2010)
C25120C9 Business Administration/Organizational Leadership Certificate (2012)
C25120C10 Business Administration/Business Foundations Certificate (2012SP)
C25120H1 Business Administration/Business Foundations Certificate (2012SP)
A2512A Business Administration/Banking and Finance (1973) [Banking and Finance until 1997]
C2512AC1 Business Administration/Banking and Finance/Fundamentals of Banking Certificate (2009)
C2512AC2 Business Administration/Banking and Finance/Bank Lending Certificate (2009)

*List of Approved Curricula and Options by Program Area
2013-2014 (continued)*

Business Programs (continued)

- A2512C Business Administration/Human Resources Management (1998)
 - C2512CC1 Business Administration/Human Resources Management/Equal Opportunity and Employee Relations (2001)
 - C2512CC2 Business Administration/Human Resources Management/Payroll and Benefits Specialist Certificate (2008)
 - C2512CC3 Business Administration/Human Resources Management/Training and Development Specialist Certificate (2010)
 - C2512CC4 Business Administration/Human Resources Management/Human Resources Assistant Certificate (2012)
 - C2512CC6 Business Administration/Human Resources Management/Human Resources Staffing Specialist Certificate (2012)
 - C2512CC5 Business Administration/Human Resources Management/Human Resources Leadership Certificate (2012)
- A2512F Business Administration/Marketing and Retailing (1970) [Marketing and Retailing until 1997]
 - C2512FC1 Business Administration/Marketing and Retailing/Marketing and Retailing Management Certificate (2006)
 - C2512FC2 Business Administration/Marketing and Retailing/Sales and Customer Service Certificate (2008)

List of Approved Curricula and Options by Program Area 2013-2014 (continued)

Business Programs (continued)

- C2512FC3 Business Administration/Marketing and Retailing/e-Marketing Certificate (2010)
- A2512H Business Administration/Public Administration (1983) [Public Administration until 1997]
- C2512HC1 Business Administration/Public Administration/Community Leadership Certificate (2009)
- C2512HC2 Business Administration/Public Administration/Government Procurement and Contracting Certificate (2010)
- C2512HC3 Business Administration/Public Administration/Nonprofit Management Certificate (2012)
- A2512G Business Administration/Operations Management (2002)
- C2512GC1 Business Administration/Operations Management/Logistics Management Certificate (2006)
- C2512GC2 Business Administration/Operations Management/Total Quality Management Certificate (2007)
- C2512GC3 Business Administration/Operations Management/Acquisitions and Procurement Certificate (2010)
- C2512GC4 Business Administration/Operations Management/Project Leadership Certificate (2012)
- A25130 Computer Programming (1999) [Information Systems/Programming 1997-1999; BCP 1984-1997; EDP 1969-1984]
- C25130C4 Computer Programming/Visual Basic Programming (1999)
- C25130C5 Computer Programming/JAVA Programming (2006)
- C25130C6 Computer Programming/Database Programming (2010)

List of Approved Curricula and Options by Program Area 2013-2014 (continued)

Business Programs (continued)

- C25130C7 Computer Programming/C# Programming (2010)
- C25130C8 Computer Programming/Mobile Application Development (2013)
- C25130H1 Computer Programming/Visual Basic Programmig (2013)
- A25260 Computer Information Technology (2006) [Information Systems (1997)]
- C25260C1 Computer Information Technology/Computer Technologies Certificate (2001)
- C25260C2 Computer Information Technology/Linux Certificate (2004)
- C25260C3 Computer Information Technology/Hardware and Software Certificate (2001)
- C25260C4 Computer Information Technology/Microsoft Networking (2010) [C25340C1 Networking Technology/Microsoft Networking (2006)] [(C2526DC1)Microsoft Networking Certificate (2001)]
- C25260C6 Computer Information Technology/Microsoft Desktop Support (2012SU)
- C25260H1 Computer Information Technology/Hardware and Software Certificate (2012)
- A55150 Culinary Arts (2011) [A55200 Culinary Technology (1997)] [Foodservice Management and Foodservice Specialist (1979)]
- C55150C1 Culinary Arts (2011) [C55200C1 Culinary Technology/Pantry Chef (Garde Manger) (1999)]
- C55150C2 Culinary Arts/Baking (2011) [C55200C2 Culinary Technology/Baking (1999)]
- C55150C3 Culinary Arts/Demi-Chef Certificate [C55200C3 Culinary Technology/Demi-Chef Certificate (2009)]
- C55150H1 Culinary Arts/Demi-Chef Certificate (2012SP)
- A55280 General Occupational Technology (1984) [General Technology Curriculum Core and General Vocational Curriculum Core Until 1997]

*List of Approved Curricula and Options by Program Area
2013-2014 (continued)*

Business Programs(continued)

- A25200 Healthcare Management Technology (2001)
- A25110 Hospitality Management [A25240 Hotel and Restaurant Management (1999)]
 - C25110C1 Hospitality Management/Hotel and Restaurant Management Certificate [C25240C1 Hotel and Restaurant Management (2001)]
 - C25110C2 Hospitality Management/Event Planning Certificate [C25240C2 Hotel and Restaurant Management/Event Planning Certificate (2010)]
- A25270 Information Systems Security (2003)
- A25310 Medical Office Administration (1999) [A2536B Office Systems Technology/Medical until 1998]
 - C25310C1 Medical Office Administration (2001)
 - C25310C2 Medical Office Administration/Medical Coding Specialist (2009)
 - C25310C3 Medical Office Administration/Dental Office Specialist (2009)
 - C25310C4 Medical Office Administration/Inpatient Medical Coding (2011)
 - C25310H1 Medical Office Administration/Medical Coding and Billing (2012SP)
- A25340 Networking Technology (2006) [(A2526D)Information Systems - Network Administration and Support (1999)]

List of Approved Curricula and Options by Program Area 2013-2014 (continued)

Business Programs (continued)

- C25340C3 Networking Technology/Cisco Networking (2006) [C2526DC4]Cisco Networking Certificate (2001)]
- C25340H1 Networking Technology/Cisco Networking (2012SP)
- A25370 Office Administration (2009) [A25360 Office Systems Technology until 2009] [1975 General Office and Administrative Office Technology until 1997]
- C25370C1 Office Administration/Basic Office Administration Certificate (2009) [C25360C1 Office Systems Technology/Basic Office Systems Technology until 2009] [Office Applications (1999)]
- C25370C2 Office Administration/Office Finance Specialist Certificate (2010)
- *A25380 Paralegal Technology (1974)
 - D25380 Paralegal Diploma (2001)
- A25450 Simulation and Game Development (2009)
 - D25450 Simulation and Game Development/Simulation and Modeling Technician Diploma (2010)
- C25450C1 Simulation and Game Development//SGD Basics Certificate (2010)
- C25450C2 Simulation and Game Development/Interactive 3D Certificate (2010)
- C25450C3 Simulation and Game Development/SG Programming Certificate (2013)
- C25450C4 Simulation and Game Development/SG Design Fundamentals Certificate (2013)
- C25450H1 Simulation and Game Development//SGD Basics Certificate (2012)
- A25290 Web Technologies (2006) [Internet Technologies (2000)]
- C25290C1 Web Technologies/Web Basics Certificate (2006) [IT/Web Design Certificate (2003)]

List of Approved Curricula and Options by Program Area 2013-2014 (continued)

Business Programs (continued)

- C25450C4 Simulation and Game Development/SG Design Fundamentals Certificate (2013)
- C25450H1 Simulation and Game Development//SGD Basics Certificate (2012)
- A25290 Web Technologies (2006) [Internet Technologies (2000)]
- C25290C1 Web Technologies/Web Basics Certificate (2006) [IT/Web Design Certificate (2003)]
- C25290C2
Web Technologies/Web Programming Certificate (2006) [IT/Web Programming Certificate (2003)]
- C25290C3
Web Technologies/Web Management Certificate (2006) [IT/Web Management Certificate (2003)]
- C25290C4 Web Technologies/Web Back-Office Certificate (2006)[IT/Web Back-Office Certificate (2003)]
- C25290C5 Web Technologies/Server Side Web Programming Certificate (2006) [IT/Server Side Web Programming Certificate (2004)]
- C25290C6 Web Technologies/Web Database Certificate (2008)
- C25290C9 Web Technologies/Social Media Certificate (2012)
- C25290H1 Web Technologies/Social Media Certificate (2012)

College Transfer and General Education Programs

- A30100 Advertising and Graphic Design (1984) [Commercial Art and Advertising Design until 1997] [V-109:1977]
- C30100C1 Advertising and Graphic Design/Digital Graphics Certificate (2009)
- C30100H1 Advertising and Graphic Design/Graphic Design Basics Certificate (2012SP)

List of Approved Curricula and Options by Program Area 2013-2014 (continued)

College Transfer and General Education Programs (continued)

A10100	Associate in Arts (1992)
A10100L	Associate in Arts/Psychology PreMajor (2013)
A10100Q	Associate in Arts/Social Work PreMajor (2013)
D10100	Associate in Arts Diploma (2007)
A10200	Associate in Fine Arts (2006)
A1020A	Associate in Fine Arts/Art PreMajor (2012)
A1020C	Associate in Fine Arts Drama (2011)
A1020D	Associate in Fine Arts/Music and Music Education PreMajor (2012)
A10300	Associate in General Education (1971) [Associate Degree-General Education until 1997]
A10400	Associate in Science (1992)
D10400	Associate in Science Diploma (2007)

Engineering, Public Service, & Applied Technology Programs (continued)

A1040D	Associate in Science/Engineering PreMajor (2012)
A35100	Air Conditioning, Heating, & Refrigeration Technology (1983) [V-024: 1962]
D35100	Air Conditioning, Heating & Refrigeration Technology/Evening (2001)
C35100	Air Conditioning, Heating, & Refrigeration Technology/Basic Air Conditioning, Heating and Refrigeration
C35100H1	Air Conditioning, Heating, & Refrigeration Technology/Basic Air Cond., Heat. & Refrigeration (2013)
A40100	Architectural Technology (1984) [V-015: 1969]
C40100C1	Architectural Technology/Architectural Engineering Construction CAD (2006)

List of Approved Curricula and Options by Program Area 2013-2014 (continued)

Engineering, Public Service, & Applied Technology Programs (continued)

- C40100C2 Architectural Technology/Green/Sustainable Architecture (2012SP)
- C40100C3 Architectural Technology/Landscape Architecture Certificate (2013)
- C40100H1 Architectural Technology/Green/Sustainable Architecture (2012SP)
- A60160 Automotive Systems Technology (1984) [Automotive Technology until 1997]
- C60160C1 Automotive Systems Technology/Automotive Suspension, Brakes, and Heating/Air Conditioning (1999)
- C60160C2 Automotive Systems Technology/Automotive Engine Performance (1999)
- C60160C3 Automotive Systems Technology/Automotive Power Trains (1999)
- C60160C4 Automotive Systems Technology/Automotive Electrical/Electronics Systems (1999)
- C60160C5 Automotive Systems Technology/Medium/Heavy Truck Maintenance Certificate (2007)
- C60160H1 Automotive Systems Technology/Automotive Suspension, Brakes, and Heating/Air Conditioning (2013)
- C55120 Basic Law Enforcement Training (1985)
- A35140 Building Construction Technology (2003)
 - C35140C3 Building Construction Technology/Introduction to Building Construction Technology Certificate (2012)
 - C35140H1 Building Construction Technology/Introduction to Building Construction Technology Certificate (2012)
- D35180 Carpentry (1973, 1992) [Residential Carpentry until 1997]
 - C35180C1 Carpentry/General Contractors License Preparation (1999)

**List of Approved Curricula and Options by Program Area
2013-2014 (continued)**

Engineering, Public Service, & Applied Technology Programs (continued)

- D40140 Civil Engineering Technology (2013)
- C40140C1 Civil Engineering Technology Certificate (2013)
- D60130 Collision Repair and Refinishing Technology (2011) [D60100 Autobody Repair 1984] [Automotive Body Repair until 1997]
- C60130C1 Collision Repair and Refinishing Technology/Basic Collision Repair and Refinishing Technology Certificate (2011) [C60100C1 Autobody Repair/Basic Autobody Repair 2001]
- C60130H1 Collision Repair and Refinishing Technology/Basic Collision Repair and Refinishing Technology Certificate (2012)
- A50210 Computer-Integrated Machining (2011) [A50300 Machining Technology 1983] [V-032: 1962]
- C50210C1 Computer-Integrated Machining/Basic Computer-Integrated Machining (2011) [C50300C1 Machining Technology/Basic Machining Technology Certificate 2001]
- C50210C2 Computer-Integrated Machining/Manual Machining (2013)
- D50210 Computer-Integrated Machining/Manual Machining (2013)
- C50210H1 Computer-Integrated Machining/Basic Computer-Integrated Machining (2012)
- A55140 Cosmetology (2010)
- D55140 Cosmetology (1974)
- A55180 Criminal Justice Technology (1974) [Criminal Justice-Protective Services Technology until 1997]
- A55180A Criminal Justice Technology Dual Enrollment with FSU (2005)
- C55180C4 Criminal Justice Technology/Essential Law Enforcement Operations Certificate (2012)

List of Approved Curricula and Options by Program Area 2013-2014 (continued)

Engineering, Public Service, & Applied Technology Programs (continued)

- C55180C5 Criminal Justice Technology/Courts and the Law Certificate (2012)
- C55180C6 Criminal Justice Technology/Principles of Corrections Certificate (2012)
- C55180C7 Criminal Justice Technology/Criminal Investigations Certificate (2012)
- C55180C8 Criminal Justice Technology/Private Investigations/Loss Prevention Certificate (2012)
- C55180C9 Criminal Justice Technology/Homeland Security Certificate (2012)
- C55180H1 Criminal Justice Technology/Introductory Criminal Justice Certificate (2013)
- A5518A Criminal Justice Technology/Latent Evidence (2003)
- C5518AC1 Criminal Justice Technology/Latent Evidence Certificate (2003)
- C5518AH1 Criminal Justice Technology/Latent Evidence Certificate (2012)
- A55220 Early Childhood Associate (1988)
- A55220A Early Childhood Associate/Dual Enrollment with FSU (2006)
- C55220C1 Early Childhood Associate/Child Care Administration (1998)
- C55220C2 Early Childhood Associate/Child Care Development (1998)
- C55220C3 Early Childhood Associate/Child Care Professional (1998)
- C55220C6 Early Childhood Associate/Lateral Entry Teacher Certificate (2006)
- A35130 Electrical Systems Technology (2013) [A35220 Electrical/Electronics Technology (2001)]
- D35130 Electrical Systems Technology (2013)[D35220 Electrical/Electronics Technology (1971)]
[Electrical Installation until 1997]

List of Approved Curricula and Options by Program Area 2013-2014 (continued)

Engineering, Public Service, & Applied Technology Programs (continued)

- C35130C1 Electrical Systems Technology/Basic Electricity, Motor & Controls & PLC (2013)
[C35220C1 Electrical/Electronics Technology/Basic Electricity, Motors and Controls, and PLC Certificate (2009)]
- C35130H1 Electrical Systems Technology/Basic Electricity, Motor & Controls & PLC (2013) [C35220H1 Electrical/Electronics Technology/Basic Electricity, Motors and Controls, and PLC Certificate (2012SP)]
- *A40200 Electronics Engineering Technology (1961)
- C40200C1 Electronics Engineering Technology Certificate (2013)
- D40200 Electronics Engineering Technology (2005)
- A55460 Emergency Management (2013) [A55420 Emergency Preparedness Technology (2005)]
- C55460C1 Emergency Management Certificate (2013)
- C55460H1 Emergency Management Certificate (2013)
- C55230 Esthetics Technology Certificate (2009)
- A55240 Fire Protection Technology (2005)
- C55240C1 Fire Protection Technology (2013)
- C55240H1 Fire Protection Technology (2013)
- A40420 Geomatics Technology (2013) [A40380 Surveying Technology (1990)]
- A15240 Horticulture Technology (2013) [A1524A Horticulture Technology/Management (1974)]
[Horticulture Business Technology until 1997]

*List of Approved Curricula and Options by Program Area
2013-2014 (continued)*

Engineering, Public Service, & Applied Technology Programs (continued)

- C15240C1 Horticulture Technology/Basic Landscape Management (2013) [C1524A Horticulture Technology/Management/Basic Landscape Maintenance (2000)]
- C15240C2 Horticulture Technology/Horticulture Science Certificate (2013) [C1524AC2 Horticulture Technology/Management/Horticulture Science Certificate (2006)]
- C15240H1 Horticulture Technology/Basic Horticulture Certificate (2013) [C1524AH1 Horticulture Technology/Management/Basic Horticulture Certificate (2012SP)]
- C55290 Infant Toddler Care Certificate (2010)
- C55290H1 Infant Toddler Care Certificate (2012SP)
- C55400 Manicuring/Nail Technology Certificate (2010)
- C55400H1 Manicuring/Nail Technology Certificate (2012SP)
- D35300 Plumbing (1974) [Plumbing and Pipefitting until 1997]
- C35300C1 Plumbing/Basic Plumbing (2001)
- C35300H1 Plumbing/Basic Plumbing (2012)
- A55440 School-Age Education (2010)
- D55440 School-Age Education Diploma (2010)
- D50420 Welding Technology (1961) [Welding until 1997]
- C50420C1 Welding Technology/Basic Welding (2001)
- C50420H1 Welding Technology/Basic Welding (2013)

List of Approved Curricula and Options by Program Area 2013-2014 (continued)

Health Occupations Programs

*A45110	Associate Degree Nursing (2010) [Associate Degree Nursing A45100 (1968)]
C45180	Central Sterile Processing (2008)
*D45240	Dental Assisting (1973)
*A45260	Dental Hygiene (1971)
A45340	Emergency Medical Science (1982)
A45340B	Emergency Medical Science Bridging (1998)
C45340	Emergency Medical Science (1998)
C45340H1	Emergency Medical Science (2012SP)
*A55260	Funeral Service Education (1974)
D55260	Funeral Service Education/North Carolina Funeral Director (1998)
A45630	Health and Fitness Science (2013)
C45830	Mammography (2013SP)
A45460	Nuclear Medicine (2004)
C45480	Nursing Assistant Certificate (2010)
C45480H1	Nursing Assistant Certificate (2012SP)
A45580	Pharmacy Technology (2011)
D45580	Pharmacy Technology (1979)
*A45620	Physical Therapist Assistant (1975)
D45660	Practical Nursing (1963)

List of Approved Curricula and Options by Program Area 2013-2014 (continued)

Health Occupations Programs (continued)

- *A45700 Radiography (1975) [Radiologic Technology until 1994]
- *A45720 Respiratory Therapy (1978) [Respiratory Care Technology until 1997]
- A45730 Speech-Language Pathology Assistant (1999)
- *A45740 Surgical Technology (2002)
- *D45740 Surgical Technology (1974)
- *D45740B Surgical Technology Bridging (2004)

NOTES: All curriculum codes changed in 1997 as a result of the semester conversion. Letters at the beginning of each curriculum code indicate the program grants either A: Associate Degree, D: Diploma, or C: Certificate. * Denotes programs which are accredited or certified through specialized agencies. Dates in () indicate year program was begun; [] indicate change in program.

Curriculum Programs Offered at FTCC

53 Associate in Applied Science Awards
 1 Associate in Arts Award
 2 Associate in Arts-PreMajor Awards
 1 Associate in Fine Arts Award
 3 Associate in Fine Arts-PreMajor Awards
 1 Associate in General Education Award

1 Associate in Science Award
 1 Associate in Science-PreMajor Award
 21 Diploma Awards
 129 Certificate Awards (29 are Huskins/College Connection)
 213 Approved Awards
Consortium: (A55300) Interpreter Education - ISA with Blue Ridge Community College (2003)

Source: *Curriculum Data Management*

**Student Enrollment by Curriculum
Annual Unduplicated Headcount
2008-2013**

CURRICULUM	2008-2009	2009-2010	2010-2011	2011-2012	2012-2013
Accounting (A25100)	154	155	177	184	192
Advertising and Graphic Design (A30100)	123	146	148	124	131
Advertising and Graphic Design (C30100)	X	X	X	20	20
Air Conditioning, Heating, & Refrigeration Technology (A35100).....	88	137	110	181	147
Air Conditioning, Heating & Refrigeration, Basic (C35100)	3	5	2	2	4
Air Conditioning, Heating & Refrigeration (D35100)	8	13	10	5	2
Architectural Technology (A40100)	70	66	64	67	67
Architectural Technology (C40100)	5	2	3	10	3
Associate Degree Nursing (A45110)	X	X	112	193	204
Associate Degree Nursing (Integrated) (A45100)	213	210	98	X	X
Associate in Arts (A10100)	1,926	2,172	2,118	2,036	1,875
Associate in Arts/Psychology (A1010L)	X	X	X	X	1
Associate in Arts/Diploma in Arts (D10100)	X	X	3	X	X
Associate in Fine Arts (A10200)	30	37	50	74	79
Associate in Fine Arts/Art (A1020A)	X	X	X	X	10
Associate in Fine Arts/Drama (A1020C)	X	X	1	16	26
Associate in Fine Arts/Music & Music Education (A1020D)	X	X	X	X	9
Associate in General Education (A10300) *	3,021	3,485	3,214	3,571	4,476

* Includes General Education Concentrations

**Student Enrollment by Curriculum
Annual Unduplicated Headcount
2008-2013 (continued)**

CURRICULUM	2008-2009	2009-2010	2010-2011	2011-2012	2012-2013
Associate in Science (A 10400)	404	487	579	683	731
Associate in Science/Engineering (A 1040D)	X	X	X	X	19
Autobody Repair, Evening (C60100)	2	2	1	X	X
Autobody Repair (D60100)	50	71	79	18	8
Automotive Systems Technology (A60160)	127	159	198	239	231
Automotive Systems Technology (C60160)	3	1	2	1	2
Basic Law Enforcement Training (C55120)	19	4	36	32	43
Biotechnology (A20100)	50	62	20	7	X
Building Construction Technology (A35140)	58	72	76	91	122
Business Administration (A25120)	515	573	508	634	720
Business Administration (C25120).....	16	16	12	59	48
Business Administration/Banking and Finance (A2512A)	67	66	59	72	64
Business Administration/Banking and Finance (C2512A)	X	X	X	X	3
Business Administration/Electronic Commerce (A2512I)	11	11	12	10	3
Business Administration/Human Resources Mgmt. (A2512C)	305	288	234	223	232
Business Administration/Human Resources Mgmt. (C2512C)	12	22	20	8	13
Business Administration/Marketing and Retailing (A2512F)	69	94	112	117	107
Business Administration/Marketing and Retailing (C2512F)	X	1	7	3	5
Business Administration/Operations Management (A2512G)	141	145	137	152	184
Business Administration/Operations Management (C2512G)	X	12	7	9	14
Business Administration/Operations Management/Logistics Management (C2512GC1)	9	X	X	X	X

**Student Enrollment by Curriculum
Annual Unduplicated Headcount
2008-2013 (continued)**

CURRICULUM	2008-2009	2009-2010	2010-2011	2011-2012	2012-2013
Business Administration/Public Administration (A2512H)	42	38	34	28	30
Business Administration/Public Administration (C2512H)	X	X	1	3	1
Carpentry (C35180)	2	4	2	4	1
Carpentry (D35180)	25	30	27	30	34
Central Sterile Processing (C45180).....	4	9	7	11	7
Civil Engineering Technology (A40140)	27	35	35	42	38
Collision Repair & Refinishing Technology (C60130).....	X	X	X	3	3
Collision Repair & Refinishing Technology (D60130).....	X	X	X	42	58
Community Spanish Interpreter (A55370)	33	40	7	X	X
Community Spanish Interpreter (C55370)	3	1	2	X	X
Computer Integrated Machining (A50210).....	X	X	X	15	33
Computer Programming (A25130)	114	126	121	116	146
Computer Programming (C25130)	1	2	4	5	3
Core 44 - Business & Economics (P1012B).....	X	X	X	X	96
Core 44 - Business & Economics (P1042B).....	X	X	X	X	8
Core 44 - Humanities & Social Science (P1012A).....	X	X	X	X	62
Core 44 - Life & Health Sciences (P1042A).....	X	X	X	X	1
Cosmetology (A55140)	X	X	63	219	227
Cosmetology (D55140)	107	130	113	26	16

**Student Enrollment by Curriculum
Annual Unduplicated Headcount
2008-2013 (continued)**

CURRICULUM	2008-2009	2009-2010	2010-2011	2011-2012	2012-2013
Criminal Justice Technology (A55180)	409	458	487	589	592
Criminal Justice Technology (C55180)	X	X	X	X	14
Criminal Justice Technology/Financial Crime/Computer Fraud (A5518B)	26	28	32	28	11
Criminal Justice Technology/Latent Evidence (A5518A)	131	154	136	139	144
Criminal Justice Technology/Latent Evidence (C5518A)	1	3	9	29	28
Culinary Arts (A55150)	X	X	X	190	307
Culinary Arts (C55150)	X	X	X	11	15
Culinary Technology (A55200)	138	211	215	107	42
Culinary Technology (C55200)	7	9	10	4	3
Dental Assisting (D45240)	40	31	33	30	31
Dental Hygiene (A45260)	52	55	58	57	58
Diploma in Arts (D10100).....	6	7	3	X	1
Diploma in Science (D10400).....	1	X	X	X	3
Dual Enrolled-High School (T90980)	177	78	59	26	X
Early Childhood Associate (A55220)	715	822	792	866	792
Early Childhood Associate/Special Education (A5522A)	128	116	64	32	18
Early Childhood Associate/Teacher Associate (A5522B)	127	114	54	20	8
Early Childhood Associate/Teacher Associate (D5522B)	5	4	2	X	X
Early Childhood Certificate (C55220)	76	77	56	27	40

**Student Enrollment by Curriculum
Annual Unduplicated Headcount
2008-2013 (continued)**

CURRICULUM	2008-2009	2009-2010	2010-2011	2011-2012	2012-2013
Electrical/Electronics Technology (A35220)	52	79	111	143	131
Electrical/Electronics Technology (C35220)	X	X	X	41	35
Electrical/Electronics Technology (D35220)	24	24	26	7	7
Electronics Engineering Technology (A40200)	35	30	45	46	47
Electronics Engineering Technology (D40200)	X	X	X	X	2
Emergency Medical Science (A45340)	28	33	40	29	43
Emergency Medical Science (C45340)	1	2	3	28	25
Emergency Medical Science (D45340)	6	3	4	2	2
Emergency Preparedness Technology (A55420)	10	13	15	16	22
Esthetics Technology (C55230)	X	1	25	14	29
Fire Protection Technology (A55240)	52	71	73	71	67
Funeral Service Education (A55260)	282	284	263	300	332
Funeral Service Education (D55260)	117	166	171	172	185
General Occupational Technology (A55280)	12	12	8	7	8
Healthcare Management Technology (A25200)	102	116	136	204	193
Horticulture Technology/Management (A1524A)	24	36	40	53	46
Horticulture Technology/Management (C1524A)	X	X	X	X	11
Hospitality Management (A25110).....	X	X	X	46	84
Hospitality Management (C25110).....	X	X	X	X	1

**Student Enrollment by Curriculum
Annual Unduplicated Headcount
2008-2013 (continued)**

CURRICULUM	2008-2009	2009-2010	2010-2011	2011-2012	2012-2013
Hotel and Restaurant Management (A25240)	60	67	72	38	12
Hotel and Restaurant Management (C25240)	2	3	2	7	X
Huskins Bill Students, College Connections (T90970)	725	553	494	364	X
Infant Toddler Care Certificate (C55290).....	X	X	1	7	2
Information Systems (A25260)	89	122	165	191	281
Information Systems (C25260)	10	6	8	38	69
Information Systems/Network Administration and Support (C2526D)	X	X	X	48	X
Information Systems Security (A25270)	36	46	61	46	68
Internet Technologies (A25290)	50	56	33	30	33
Internet Technologies (C25290)	17	17	1	3	4
Internet Technologies (D25290)	X	2	X	X	X
Learn and Earn Online (T90920)	140	192	160	X	X
Machining Technology (A50300)	14	16	14	11	4
Machining Technology (C50300)	3	X	X	X	X
Manicuring/Nail Technology (C55400).....	X	X	1	14	12
Medical Office Administration (A25310).....	294	383	420	500	520
Medical Office Administration (C25310C1).....	36	40	42	62	44
Network Administration and Support (A2526D)	4	1	X	X	X
Networking Technology (A25340)	116	123	111	91	104

**Student Enrollment by Curriculum
Annual Unduplicated Headcount
2008-2013 (continued)**

CURRICULUM	2008-2009	2009-2010	2010-2011	2011-2012	2012-2013
Networking Technology (C25340)	7	10	3	18	4
Nuclear Medicine Technology (A45460)	11	15	17	19	21
Nuclear Medicine Technology (D45460)	1	4	1	1	X
Nursing Assistant (C45480).....	X	X	X	21	23
Office Administration (A25370)	X	42	61	81	83
Office Administration (C25370)	X	1	6	3	6
Office Systems Technology (A25360)	66	32	17	2	X
Office Systems Technology, Basic (C25360C1)	2	2	X	X	X
Other Innovative High School Programs (T90910).....	126	123	110	71	X
Paralegal Technology (A25380)	73	77	107	111	126
Paralegal Technology (D25380)	17	10	12	11	11
Pharmacy Technology (A45580)	X	X	X	13	9
Pharmacy Technology (D45580)	26	27	23	24	22
Phlebotomy (C45600)	17	2	1	X	X
Physical Therapist Assistant (A45620)	31	29	34	34	32
Plumbing (C35300)	X	3	1	1	1
Plumbing (D35300)	14	23	36	28	37
Postal Service Technology (A55340)	42	19	9	2	1
Postal Service Technology (C55340)	2	2	X	X	X
Practical Nursing ((D45660)	80	87	95	87	89

**Student Enrollment by Curriculum
Annual Unduplicated Headcount
2008-2013 (continued)**

CURRICULUM	2008-2009	2009-2010	2010-2011	2011-2012	2012-2013
Radiography (Radiologic Technology) (A45700)	55	57	53	49	44
Respiratory Therapy (A45720)	41	39	34	38	38
School-Age Education (A55440))	X	X	58	65	47
School-Age Education (D55440))	X	X	X	X	1
Simulation and Game Development (A25450).....	X	18	55	63	70
Simulation and Game Development (C25450).....	X	X	4	25	25
Special Credit Students (T90990)	2,757	2,155	2,605	3,199	2,714
Speech - Language Pathology Assistant (A45730)	59	58	61	53	42
Surgical Technology (A45740)	2	X	3	3	2
Surgical Technology (D45740)	16	17	18	15	16
Surveying Technology (A40380)	18	11	10	9	8
Welding, Evening Basic (C50420C1)	1	3	2	1	1
Welding Technology (D50420)	<u>33</u>	<u>34</u>	<u>41</u>	<u>43</u>	<u>73</u>
Unduplicated Headcount	14,807	15,509	15,776	17,039	17,625

Source: NCCCS Data Warehouse
X = No students enrolled

Note: Unduplicated headcount is reported individually for Curriculum and Continuing education. The sum of these will not equal the total unduplicated headcount.

Graduates by Curriculum 2008-2013

**Award: A = Associate Degree C = Certificate
 D = Diploma**

Award	CURRICULUM	2008-2009	2009-2010	2010-2011	2011-2012	2012-2013
A	Accounting (A25100)	16	11	10	10	12
A	Advertising and Graphic Design (A30100)	9	5	11	11	8
C	Advertising and Graphic Design/Digital Graphics (C30100C1)	X	X	12	7	8
C	Advertising and Graphic Design/Graphic Design Basic (C30100H1).....	X	X	X	3	14
A	Air Conditioning, Heating & Refrigeration Technology (A35100)	9	15	17	16	8
C	Air Conditioning, Heating & Refrigeration Technology/ Basic (C35100).....	X	X	X	11	10
D	Air Conditioning, Heating & Refrigeration Technology, Evening (D35100)	1	3	1	2	X
A	Architectural Technology (A40100)	7	12	4	6	13
C	Architectural Technology/Architectural Engineering Construction/CAD (C40100C1)	14	13	4	7	8
C	Architectural Technology/Green/Sustainable Architecture (C40100C2).....	X	X	X	7	5
A	Associate Degree Nursing (A45100)	83	71	78	58	74

Graduates by Curriculum 2008-2013 (continued)

Award	CURRICULUM	2008-2009	2009-2010	2010-2011	2011-2012	2012-2013
A	Associate in Arts (A 10100)	109	91	119	103	128
D	Associate in Arts (D10100)	X	X	X	X	4
A	Associate in Arts/Science (A 10400)	1	X	X	X	X
A	Associate in Fine Arts (A 10200).....	1	2	2	3	12
A	Associate in Fine Arts/Drama (A 1020C).....	X	X	X	1	X
A	Associate in General Education (A 10300)	98	81	83	102	257
A	Associate in Science (A 10400)	14	23	25	27	40
D	Associate in Science (D10400)	1	X	X	X	1
A	Automotive Systems Technology (A 60160)	8	13	10	19	17
C	Automotive Systems Technology/ Automotive Electrical/Electronics Systems (C60160C4)	X	X	X	15	19
C	Automotive Systems Technology/ Automotive Engine Performance (C60160C2)	X	X	X	16	18
C	Automotive Systems Technology/ Automotive Pow er Trains (C60160C3)	1	X	X	16	17
C	Automotive Systems Technology/ Automotive Suspension, Brakes and Heating/Air Conditioning (C60160C1).....	X	X	X	14	19
A	Biotechnology (A20100)	1	1	4	3	X
A	Building Construction Technology (A 35140)	10	6	13	4	8

Graduates by Curriculum 2008-2013 (continued)

AWARD CURRICULUM	2008-2009	2009-2010	2010-2011	2011-2012	2012-2013
C Building Construction Technology/ Introduction to Building Construction (C35140C3).....	X	X	X	X	11
A Business Administration (A25120)	35	49	37	41	40
A Business Administration/Banking and Finance (A2512A)	6	2	7	3	6
C Business Administration/Banking and Finance/Bank Lending (C2512AC2)	X	X	1	1	X
C Business Administration/Banking and Finance/Business Foundations (C25120C10)	X	X	X	37	66
C Business Administration/Banking and Finance/Fundamentals of Banking (C2512AC1)	X	X	X	1	2
A Business Administration/Electronic Commerce (A2512I)	X	X	X	1	X
C Business Administration/Entrepreneurship I (C25120C5)	10	24	10	15	11
A Business Administration/Human Resources Management (A2512C)	23	30	39	26	14
C Business Administration/Human Resources Management/ Equal Opportunity and Employee Relations (C2512CC1).....	20	17	17	13	7
C Business Administration/Human Resources Management/ Human Resources Assistant (C2512CC4)	X	X	X	X	7
C Business Administration/Human Resources Management/ Human Resources Leadership (C2512CC5).....	X	X	X	X	3

Graduates by Curriculum 2008-2013 (continued)

Award	CURRICULUM	2008-2009	2009-2010	2010-2011	2011-2012	2011-2012
C	Business Administration/Human Resources Management/ Payroll and Benefits Specialist (C2512CC2)	8	6	7	2	5
C	Business Administration/Human Resources Management/ Human Resources Staffing Specialist (C2512CC6)	X	X	X	X	5
C	Business Administration/Human Resources Management/ Training & Development Specialist (C2512CC3)	X	X	5	12	3
A	Business Administration/Marketing & Retailing (A2512F)	3	6	3	7	8
C	Business Administration/Marketing & Retailing/Marketing & Retail Management (C2512FC1)	X	X	1	4	6
C	Business Administration/Marketing & Retailing/Sales and Customer Service (C2512FC2)	1	5	4	9	8
C	Business Administration/Marketing & Retailing/e-Marketing (C2512FC3)	X	X	1	X	1
A	Business Administration/Operations Management (A2512G)	15	12	16	10	10
A	Business Administration/Operations Management/Logistics Management (C2512GC1)	10	9	13	3	1
C	Business Administration/Operations Management/Total Quality Management (C2512GC2).....	13	8	17	8	11
C	Business Administration/Organizational Leadership (C25120C9).....	X	X	X	X	1

Graduates by Curriculum 2008-2013 (continued)

Award	CURRICULUM	2008-2009	2009-2010	2010-2011	2011-2012	2012-2013
A	Business Administration/Public Administration (A2512H)	5	3	4	3	1
C	Business Administration/Public Administration/Bank Lending (C2512HC2)	X	X	X	X	6
C	Business Administration/Public Administration/Community Leadership (C2512HC1)	X	X	1	1	X
C	Business Administration/Small Business Management (C25120C2)	24	24	20	23	25
C	Business Administration/Small Business Start-Up (C25120C1)	21	23	21	26	23
D	Carpentry (D35180) (1992) [V007: Carpentry and Cabinetmaking 1986; V007: Carpentry 1973]	13	1	8	3	X
C	Carpentry/General Contractors License Preparation (C35180C1)	8	3	5	4	1
C	Central Sterile Processing (C45180).....	2	6	2	3	3
A	Civil Engineering Technology (A40140)	5	2	4	7	6
D	Collision Repair & Refurbishing Technology (D60130)	4	3	7	2	6
C	Collision Repair & Refurbishing Technology /Basic Collision Repair and Refinishing Technology (C60130C1)	X	X	1	1	X
A	Community Spanish Interpreter (A55370)	4	2	5	X	X

Graduates by Curriculum 2008-2013 (continued)

Award	CURRICULUM	2008-2009	2009-2010	2010-2011	2011-2012	2012-2013
C	Community Spanish Interpreter/Spanish Language (C55370C2)	5	3	8	X	X
A	Computer Information Technology (A25260)	6	3	6	6	16
C	Computer Information Technology/Computer Technologies (C25260C1)	11	4	5	10	15
C	Computer Information Technology/Hardware and Software (C25260C3)	9	2	5	5	50
C	Computer Information Technology/Linux (C25260C2)	9	3	5	3	4
C	Computer Information Technology/Microsoft Technology (C25260C4)	X	X	7	7	X
C	Computer Information Technology/Novell Networking (C25260C5)	X	X	1	X	X
A	Computer-Integrated Machining (A50210)	2	5	2	6	1
C	Computer-Integrated Machining/Basic (A50210C1)	X	X	X	2	1
C	Computer-Integrated Machining/Microsoft Desktop (C25260C6).....	X	X	X	X	2
C	Computer-Integrated Machining/Microsoft Networking (C25260C4).....	X	X	X	X	15
A	Computer Programming (A25130)	2	6	1	1	4
C	Computer Programming/C# Programming (C25130C7)	X	X	X	X	5

Graduates by Curriculum 2008-2013 (continued)

AWARD CURRICULUM	2008-2009	2009-2010	2010-2011	2011-2012	2012-2013
C Computer Programming/COBOL (C25130C2)	3	3	1	1	X
C Computer Programming/Database Programming (C25130C6)	X	X	X	X	2
C Computer Programming/JAVA (C25130C5)	X	X	X	1	7
C Computer Programming/Visual Basic (C25130C4)	3	3	1	1	8
A Cosmetology (A55140)	X	X	X	7	13
D Cosmetology (D55140)	4	8	25	5	2
A Criminal Justice Technology (A55180)	20	12	14	19	23
C Criminal Justice Technology/Courts and the Law (C55180C5)	X	X	X	X	4
A Criminal Justice Technology/Dual Enrollment w /FSU (A55180A)	9	10	12	8	10
A Criminal Justice Technology/Financial Crime/Computer Fraud (A5518B)	4	2	1	1	2
A Criminal Justice Technology/Latent Evidence (A5518A)	13	10	15	10	14
C Criminal Justice Technology/Latent Evidence/Latent Evidence Certification (C5518AC1)	1	1	4	17	7
C Criminal Justice Technology/Investigations (C55180C7).....	X	X	X	X	3
C Criminal Justice Technology/Principles of Corrections (C55180C6)	X	X	X	X	1
A Culinary Arts (Management) (A55150)	6	8	7	10	13

Graduates by Curriculum 2008-2013 (continued)

AWARD CURRICULUM	2008-2009	2009-2010	2010-2011	2011-2012	2012-2013
C Culinary Arts/Baking (C55150C2)	4	1	4	5	4
C Culinary Arts/Demi-Chef (C55150C3)	X	X	6	13	23
C Culinary Arts/Pantry Chef (Garde Manager) (C55150C1)	3	X	1	5	4
D Dental Assisting (D45240)	30	20	20	19	24
A Dental Hygiene (A45260)	17	20	21	22	24
A Early Childhood Associate (A55220)	37	37	31	36	34
A Early Childhood Associate/Dual Enrollment w /FSU (A55220A)	3	8	9	7	10
C Early Childhood/Child Care Administration (C55220C1)	11	14	10	5	15
C Early Childhood/Child Care Development (C55220C2)	13	26	13	41	48
C Early Childhood/Child Care Professional (C55220C3)	8	20	13	29	33
C Early Childhood/Family Child Care (C55220C4)	X	1	X	X	X
C Early Childhood/Infant/Toddler Care (C55220C5)	14	17	11	2	X
A Early Childhood/Infant/School-Age Education (A55440)	X	X	2	3	X
C Early Childhood/Lateral Entry Teacher (C55220C6)	X	X	X	1	X
A Early Childhood/Special Education (A5522A)	20	12	10	4	2
A Early Childhood/Teacher Associate (A5522B)	14	15	8	X	X
A Electrical/Electronics Technology (A35220)	5	7	6	11	16
D Electrical/Electronics Technology (D35220)	4	5	6	5	3
C Electrical/Electronics Technology/Basic Electricity, Motors and Controls, and PLC (C35220C1)	3	3	7	21	27

Graduates by Curriculum 2008-2013 (continued)

AWARD CURRICULUM	2008-2009	2009-2010	2010-2011	2011-2012	2012-2013
A Electronics Engineering Technology (A 40200)	1	2	3	2	4
D Electronics Engineering Technology (D40200)	X	X	X	X	1
A Emergency Medical Science (A 45340)	7	4	10	6	8
C Emergency Medical Science (C45340)	5	X	8	18	16
D Emergency Medical Science (D45340).....	1	X	X	X	X
A Emergency Medical Science/Bridging (A 4534B)	X	X	1	X	2
A Emergency Preparedness Technology (A 55420).....	2	X	1	1	X
C Esthetics Technology (C55230).....	X	X	6	10	14
A Fire Protection Technology (A 55240).....	3	4	6	6	5
A Funeral Service Education (Consortium) (A 55260)	24	13	30	14	19
D Funeral Service Education/North Carolina Funeral Director (D55260)	32	36	59	54	48
A General Occupational Technology (A 55280)	4	7	2	3	1
A Healthcare Management Technology (A 25200)	7	8	6	4	12
A Horticulture Technology /Management (A 1524A)	5	1	2	3	6
C Horticulture Technology /Management/Basic Landscape Maintenance (C1524A).....	X	X	X	2	5
C Horticulture Technology /Management/Horticulture Science (C1524A C2).....	X	X	X	1	5
A Hospitality Management (A 25110).....	X	X	X	X	2

Graduates by Curriculum 2008-2013 (continued)

AWARD CURRICULUM	2008-2009	2009-2010	2010-2011	2011-2012	2012-2013
C Hospitality Management/Event Planning (C25110C2).....	X	X	4	4	1
A Hotel and Restaurant Management (A25240)	4	3	4	8	3
C Hotel and Restaurant Management (C25240)	3	X	3	5	3
A Industrial Systems Technology (A50240)	X	X	X	5	X
A Information Systems Security (A25270)	6	6	11	5	5
C Manicuring/Nail Technology (C55400).....	X	X	6	X	2
A Medical Office Administration (A25310)	19	28	30	28	31
C Medical Office Administration (C25300C1)	20	30	17	36	47
C Medical Office Administration/Inpatient Medical Coding (C25310C4)	X	X	X	5	4
C Medical Office Administration/Medical Coding (C25310C2) ...	X	X	28	13	15
C Medical Office Administration/Medical Coding and Billing (C25310H1).....	X	X	X	15	14
C Medical Office Administration/Dental Office Specialist (C25310C3).....	X	X	7	5	8
A Networking Technology (A25340).....	13	9	17	13	11
C Networking Technology/Cisco Networking (C25340C3)	9	2	2	10	11
C Networking Technology/Microsoft Networking (C25340C1) ..	11	2	X	X	2
C Networking Technology/Novel Networking (C25340C2)	7	6	X	X	X
A Nuclear Medicine Technology (A45460)	X	X	4	5	7

Graduates by Curriculum 2008-2013 (continued)

AWARD CURRICULUM	2008-2009	2009-2010	2010-2011	2011-2012	2012-2013
D Nuclear Medicine Technology (D45460)	X	2	1	1	X
C Nursing Assistant (C45480).....	4	X	13	15	12
A Office Administration (A25370)	5	5	4	7	6
C Office Administration/Basic Office Administration/ Basic Office Systems (C25370C1)	4	7	7	6	8
C Office Administration/Office Finance Specialist (C25370C2)	X	X	4	6	3
A Paralegal Technology (A25380)	9	8	6	10	7
D Paralegal Technology (D25380)	2	4	X	4	2
A Pharmacy Technology (A45580)	X	X	X	10	8
D Pharmacy Technology (D45580)	13	18	12	16	12
C Phlebotomy (C45600)	26	2	X	X	X
A Physical Therapist Assistant (A45620)	13	11	13	14	12
D Plumbing (D35300)	3	4	5	4	5
C Plumbing/Basic Plumbing (C35300C1)	3	X	X	X	X
A Postal Service Technology (A55340)	X	X	3	X	X
C Postal Service Technology (C55340)	1	X	X	X	X
D Practical Nursing (D45660)	47	43	38	37	49
A Radiography (Radiologic Technology) (A45700)	19	22	22	19	16
A Respiratory Therapy (A45720)	21	14	10	14	16

Graduates by Curriculum 2008-2013 (continued)

AWARD CURRICULUM		2008-2009	2009-2010	2010-2011	2011-2012	2012-2013
A	School-Age Education (A55440)	X	X	X	X	7
A	Simulation and Game Development (A25450).....	X	X	1	5	6
C	Simulation and Game Development/SGD Basics (C25450C1).....	X	1	6	5	21
C	Simulation and Game Development/Interactive 3D (C25450C2).....	X	X	2	3	2
A	Speech - Language PathologyAssistant (A45730)	24	25	27	25	17
A	Surveying Technology (A40380)	3	3	2	5	4
A	Surgical Technology (A45740)	X	X	3	1	X
D	Surgical Technology (D45740)	11	10	10	12	8
D	Surgical Technology/Bridiging (D45740B)	X	X	1	1	X
A	Web Technologies (A25290)	4	1	X	3	3
C	Web Technologies/Interactive 3D (C25290C8)	2	7	X	X	X
C	Web Technologies/Web Back-Office (C25290C4)	2	1	X	2	X
C	Web Technologies/Web Basics (C25290C1)	5	1	X	3	3
C	Web Technologies/Web Database (C25290C6)	3	1	X	2	2
C	Web Technologies/Web Management (C25290C3) ..	5	1	X	3	3
C	Web Technologies/Web Programming (C25290C2) .	3	1	X	2	3
D	Welding Technology (D50420)	3	5	6	10	3

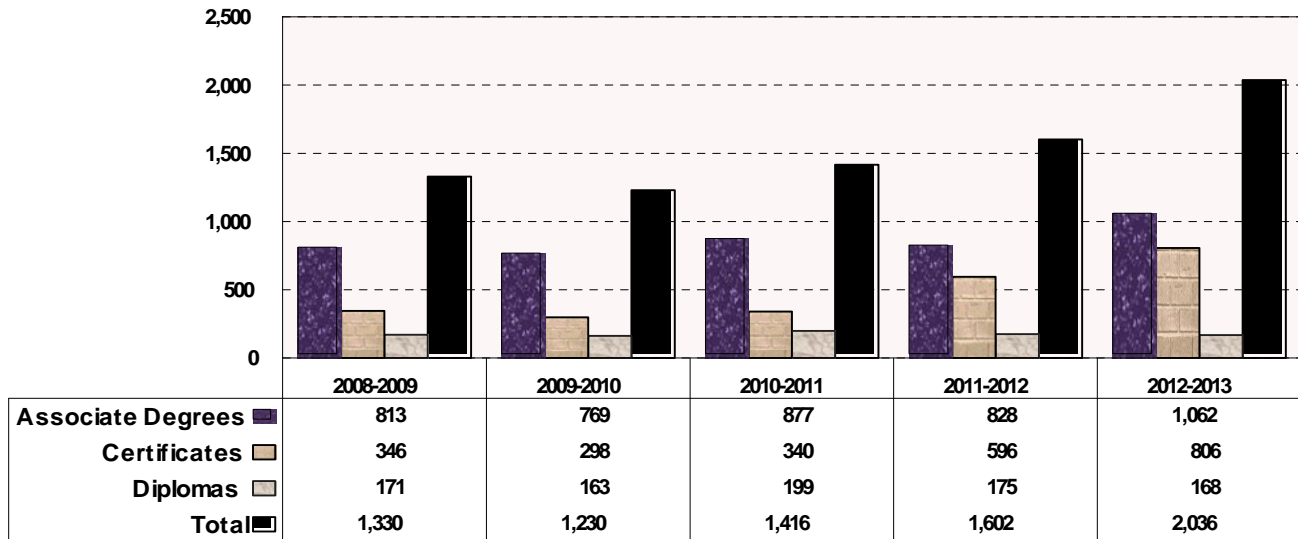
Graduates by Curriculum 2008-2013 (continued)

AWARD CURRICULUM	2008-2009	2009-2010	2010-2011	2011-2012	2012-2013
Total Degrees [A]	823	769	877	828	1,062
Total Diplomas [D]	171	163	199	175	168
Total Certificates [C]	<u>336</u>	<u>298</u>	<u>340</u>	<u>596</u>	<u>806</u>
TOTAL GRADUATES	1,330	1,230	1,416	1,602	2,036

- * Denotes programs officially terminated
- ** Denotes programs not available for student enrollment, pending discontinuation through NCCCS.
- *** Denotes programs changing from Curriculum to Continuing Education.

X = No graduates

Total Graduates Curriculum Programs 2008-2013



Source: FTCC Job Placement Reports

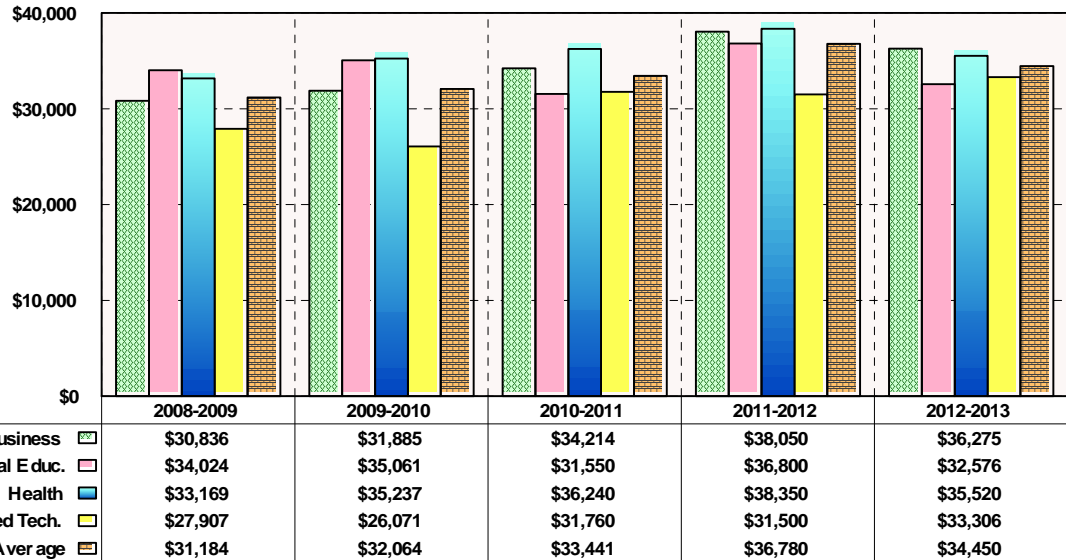
**Annual Placement Report Summary
Associate Degree and Diploma Programs
2012-2013**

Program Area	Number of Graduates	Number of Graduates Available to Work	Available Graduates Working	%	Working Graduates Working in Cumberland County	%	Working Graduates in a Curriculum Related Job	%	Salary Average
Business	693	350	312	89.1%	194	62.2%	184	59.0%	\$36,275
College Transfer and General Education Programs	472	208	195	93.8%	130	67.0%	86	44.0%	\$32,576
Health	375	294	259	88.1%	228	88.0%	154	59.5%	\$35,520
Engineering, Public Service and Applied Technology	496	292	267	91.4%	219	82.0%	205	76.8%	\$33,306
Totals/Averages (duplicated)	2,036	1,144	1,033	90.3%	771	67.6%	629	68.1%	\$34,450

(Unduplicated = 1,431)

Source: FTCC Job Placement Report

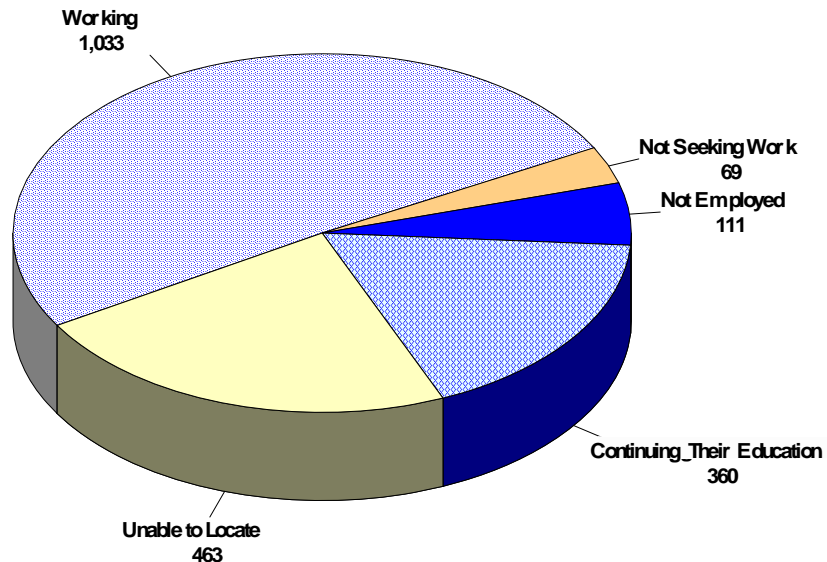
Average Annual Salaries of FTCC Graduates Curriculum Programs 2008-2013



Source: FTCC Job Placement Reports

Graduate Employment Status Associate Degree and Diploma Programs 2012-2013

90.3% of graduates available to work are employed



Source: FTCC Job Placement Report

Curriculum Licensure Statistics

Curriculum	2008-2009	2009-2010	2010-2011	2011-2012	2012-2013
Basic Law Enforcement Training	100%	84%	84%	74%	92%
Cosmetology	100%	100%	100%	100%	100%
Esthetician	0%	100%	100%	100%	100%
Nail Technology **	**	**	**	92%	74%
Dental Hygiene	88%	100%	75%	96%	88%
Emergency Medical Science Basic	90%	99%	93%	94%	90%
Funeral Service Education	80%	78%	72%	88%	79%
Massage Therapy	**	**	**	**	54%
Nuclear Medicine	0%	100%	75%	100%	78%
Nursing, Associate Degree	98%	90%	95%	86%	77%
Nursing, Practical	89%	92%	94%	97%	91%
Pharmacy Technology	100%	100%	100%	100%	100%
Physical Therapist Assistant	75%	91%	92%	93%	83%
Radiography	95%	100%	91%	94%	100%
Respiratory Care	68%	77%	82%	85%	94%
Speech-Language Pathology	88%	78%	86%	96%	100%

Sources: Various Licensure/Certification Boards as reported to NCCCS.

* Real Estate was moved to Continuing Education.

** Nail Technology began in 2011-2012; Massage Therapy began in 2012-2013

Fayetteville Technical Community College Top Paying Positions by Graduate Salaries 2012-2013

NOTE: The salaries listed below are not necessarily "entry-level" salaries. Each figure is the average salary for a recent graduate of Fayetteville Technical Community College; some of these graduates already have experience in their respective fields.

Business Programs

Business Administration/Public Administration/Small Business Management and Small Business Startup	\$72,000
Business Administration/Public Administration/Total Quality Management	\$51,600
Business Administration/Operations Management Human Resources Management	\$50,500
Business Administration/Public Administration/Business Foundation	\$48,300

College Transfer and General Education Programs

Associate in General Education	\$48,650
Associate in Arts	\$40,230
Associate in Science	\$40,000
Advertising and Graphic Design	\$17,000

Engineering, Public Service and Applied Tech. Programs

Building Construction Technology (Associate)	\$50,800
Child Care Professional	\$50,000
Building Construction Technology (Certificate)	\$46,000
Fire Protection Technology	\$39,000

Health Programs

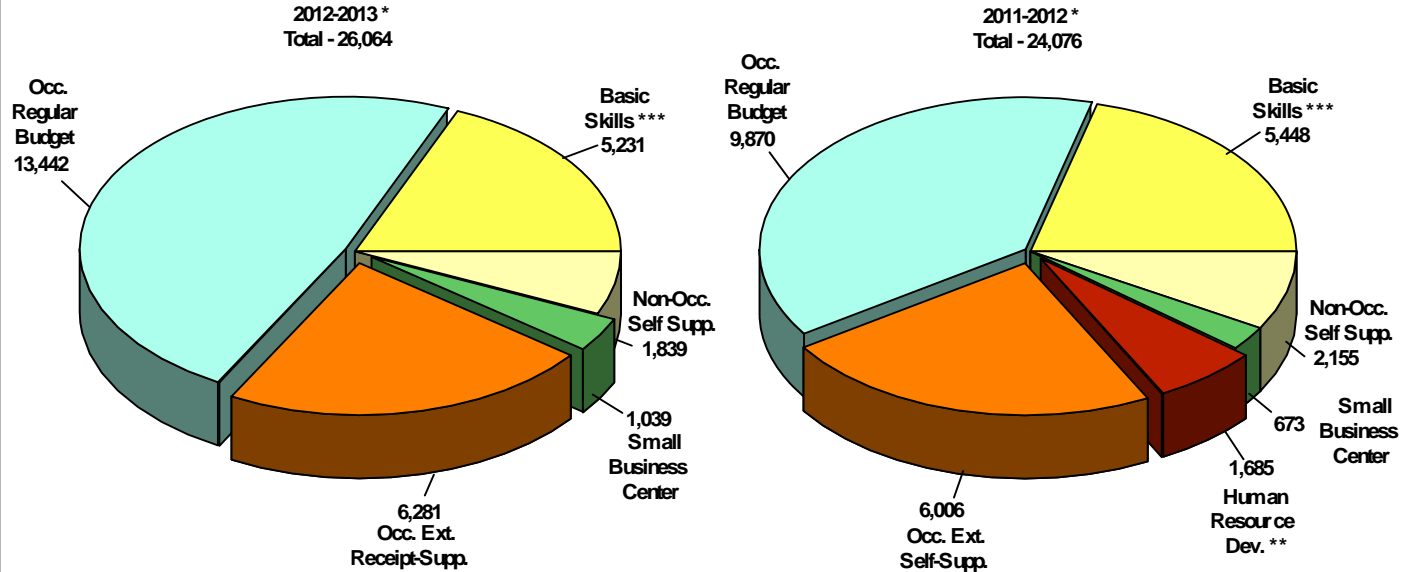
Associate Degree Nursing	\$44,500
Physical Therapist Assistant	\$44,270
Emergency Medical Science/Bridging	\$44,027
Dental Hygiene	\$41,070

Source: FTCC Job Placement Report



Continuing Education

Annual Unduplicated Headcount (Individuals) Continuing Education Division



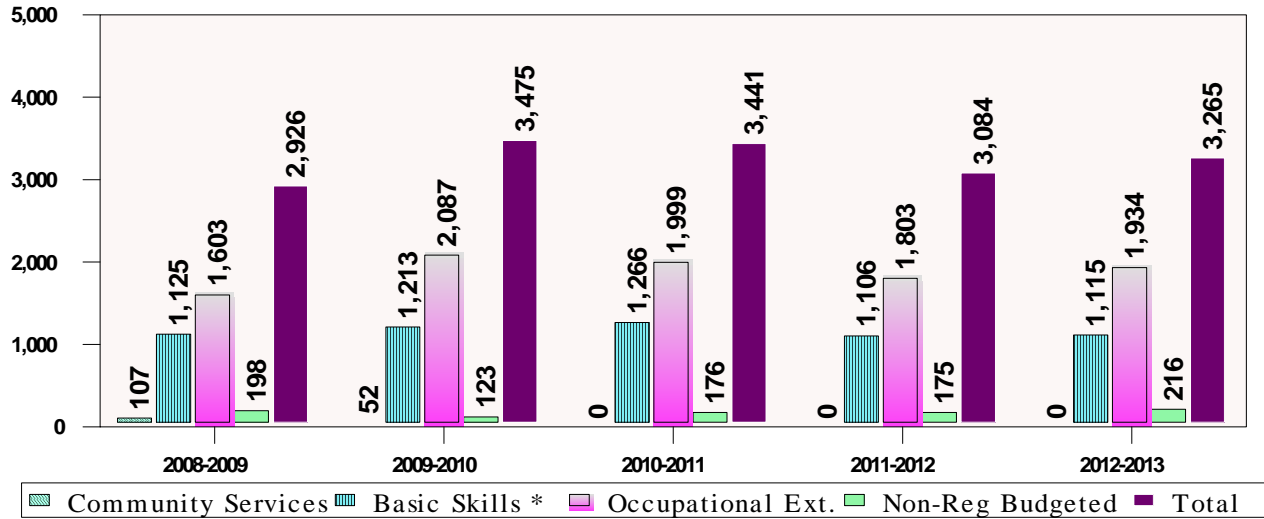
Source: NCCCS Data Warehouse

* Unduplicated headcounts are reported in each cell. Sections may not add up to the total.

** In 2012-2013, HRD is counted in Occupational Regular Budget

*** Basic Skills is part of the College and Career Readiness program.

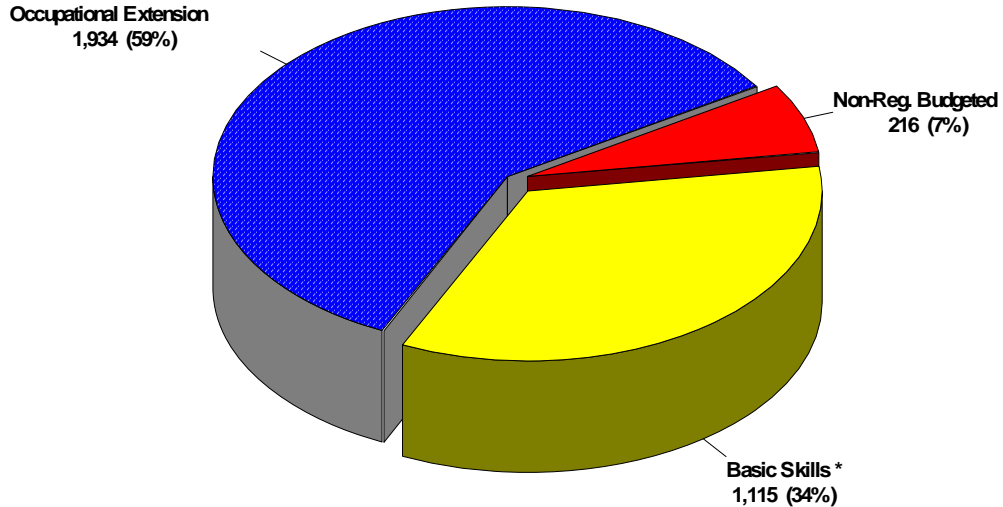
Average Annual Full-Time Equivalent Enrollment Continuing Education Division 2008-2013



Source: NCCCS Data Warehouse

* Note: Basic Skills is part of the College and Career Readiness program.

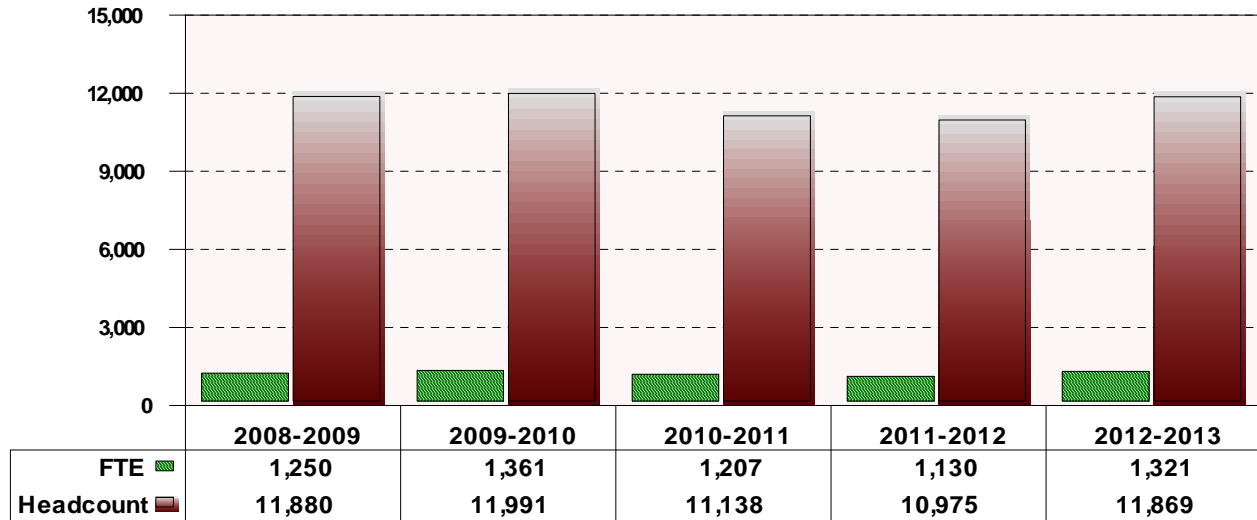
Average Annual Full-Time Equivalent Enrollment Continuing Education Division 2012-2013



Source: NCCCS Data Warehouse.

* Note: Basic Skills is part of the College and Career Readiness program.

Enrollment History Continuing Education Division Fall Semester 2008-2013



Source: NCCCS Data Warehouse

Note: Headcount is unduplicated.

**Student Profile for Continuing Education Division
Duplicated Headcount (Individuals)
2012-2013**

ANNUAL PROFILE

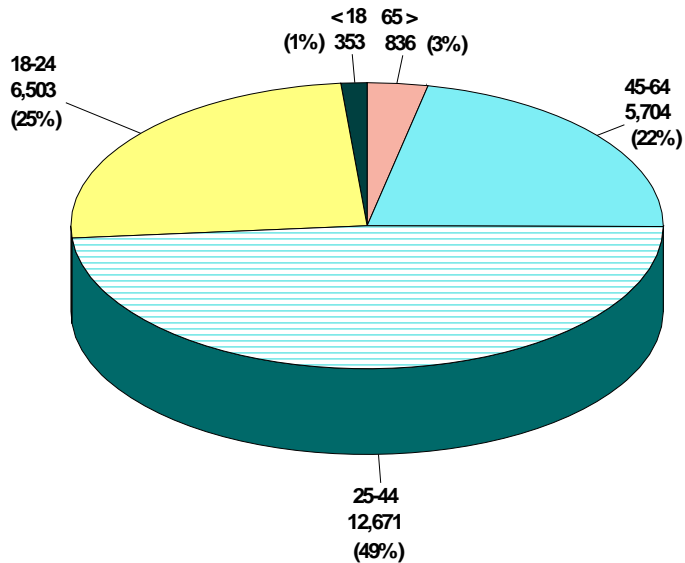
Male	13,535	52%	NC Resident	24,549	94%
Female	12,529	48%	Non-resident	1,545	6%
White	10,269	39%	Full-time Employed	12,133	46%
Non-White	15,795	61%	Part-time Employed	3,662	14%
			Not Employed	10,493	40%

FALL PROFILE

Male	6,193	52%	NC Resident	11,189	94%
Female	5,676	48%	Non-resident	680	6%
White	5,019	42%	Full-time Employed	5,557	47%
Non-White	6,850	58%	Part-time Employed	1,589	13%
			Not Employed	4,723	40%

Source: NCCCS Data Warehouse

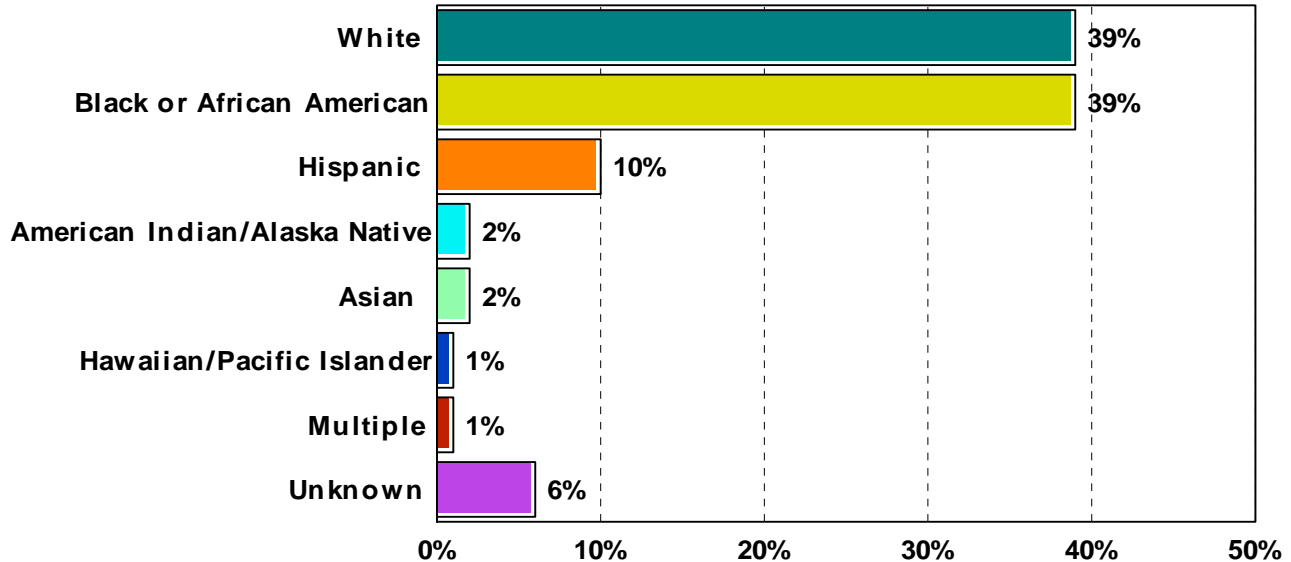
Student Profile by Age Continuing Education Division 2012-2013



Source: NCCCS Data Warehouse.

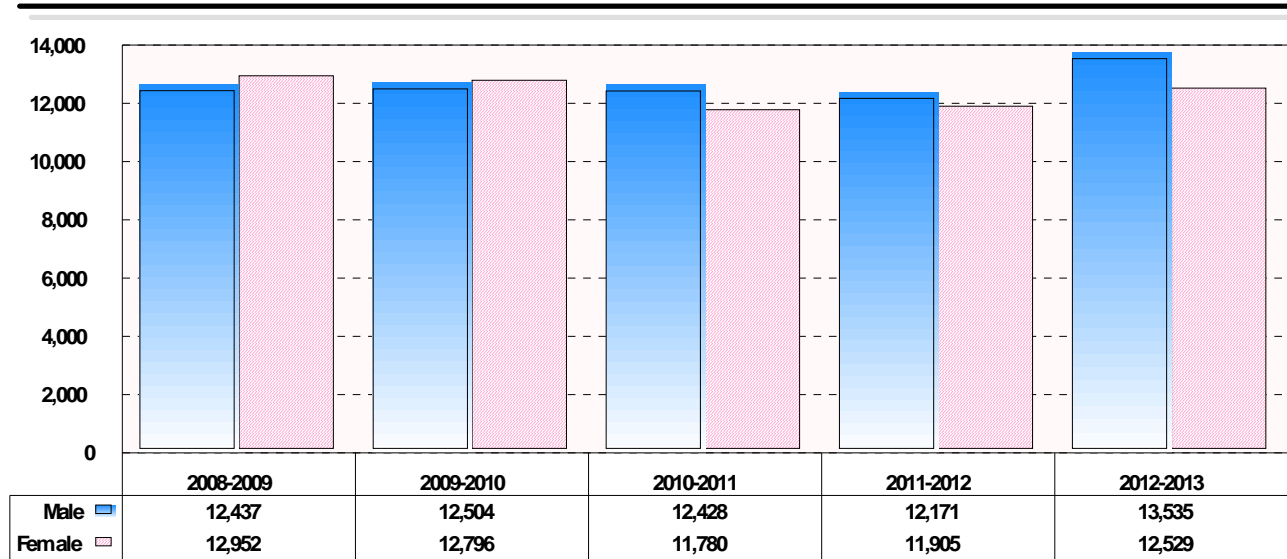
Note: Unduplicated headcounts are reported in each cell. Categories may not add up to the total.

Student Profile by Race
Continuing Education Division
2012-2013



Source: NCCCS Data Warehouse; **Note:** Unduplicated headcounts are reported in each cell. Categories may not add up to the total.

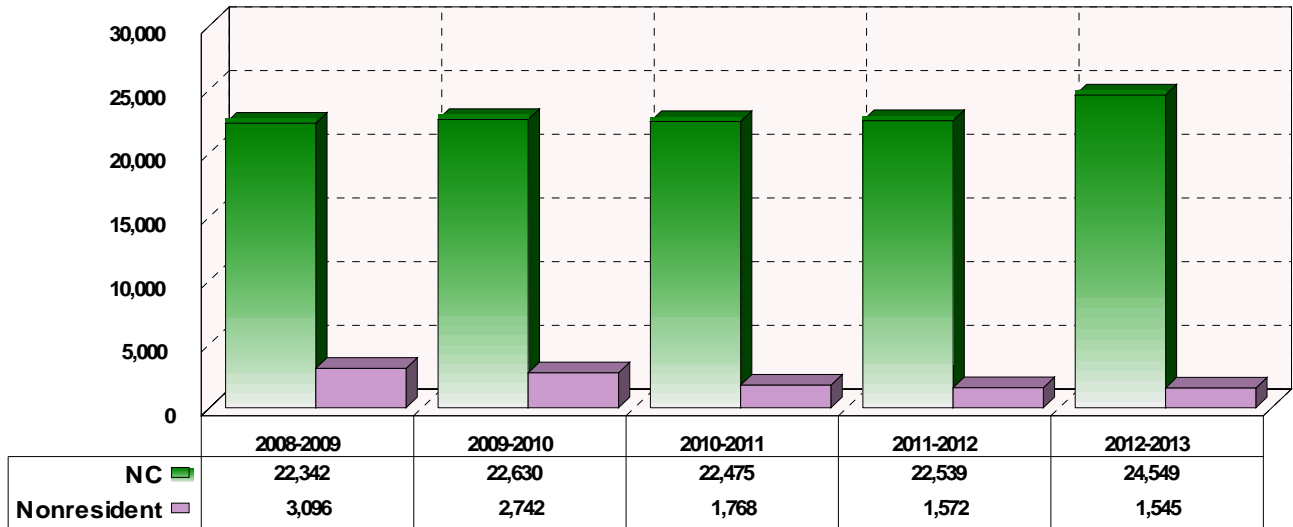
Student Profile by Gender Continuing Education Division 2008-2013



Source: NCCCS Data Warehouse

Note: Unduplicated headcounts are reported in each cell. Categories may not add up to the total.

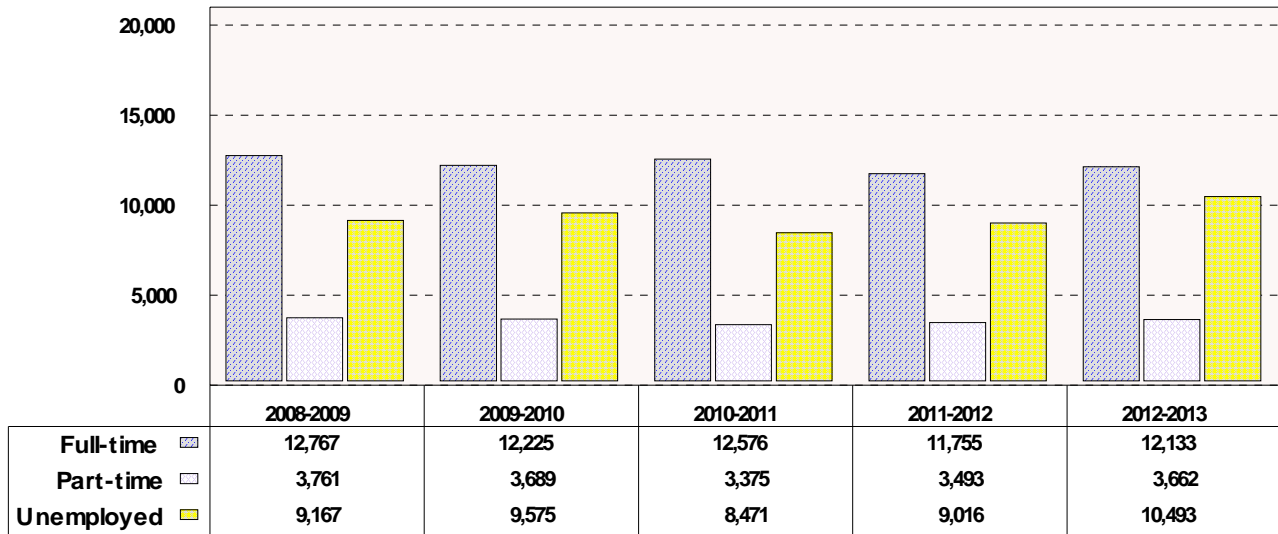
Student Profile by Residency Continuing Education Division 2008-2013



Source: NCCCS Data Warehouse

Note: Unduplicated headcounts are reported in each cell. Categories may not add up to the total.

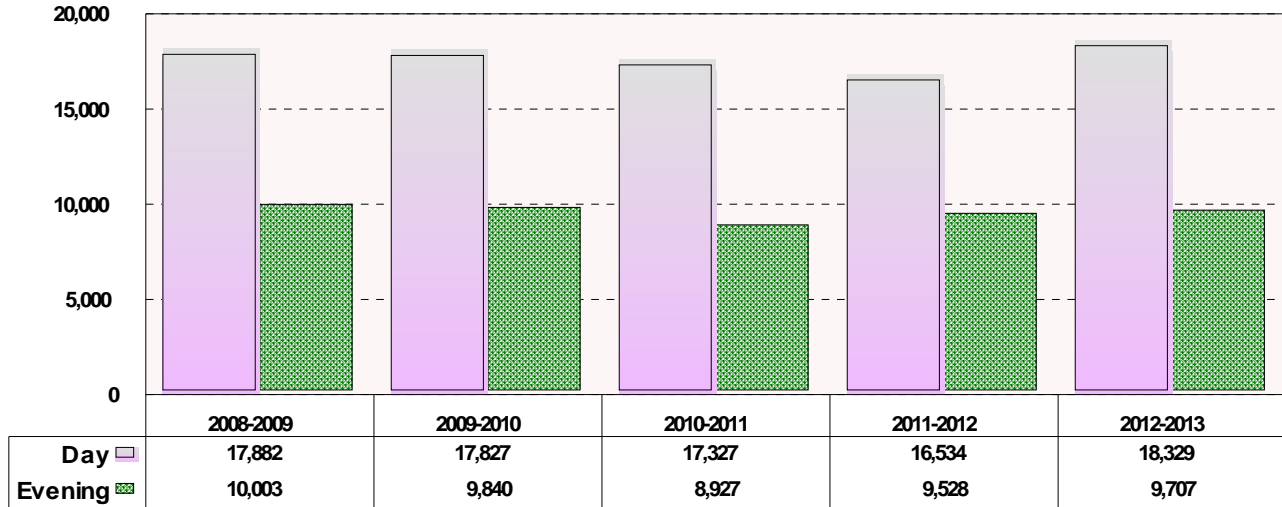
Student Profile by Employment Status Continuing Education Division 2008-2013



Source: NCCCS Data Warehouse

Note: Unduplicated headcounts are reported in each cell. Categories may not add up to the total.

Student Profile by Time of Attendance Continuing Education Division 2008-2013



Source: NCCCS Data Warehouse

Note: Unduplicated headcounts are reported in each cell. Categories may not add up to the total.

**Enrollment by Program Area for Continuing Education Division
Annual Unduplicated Headcount
2008-2013**

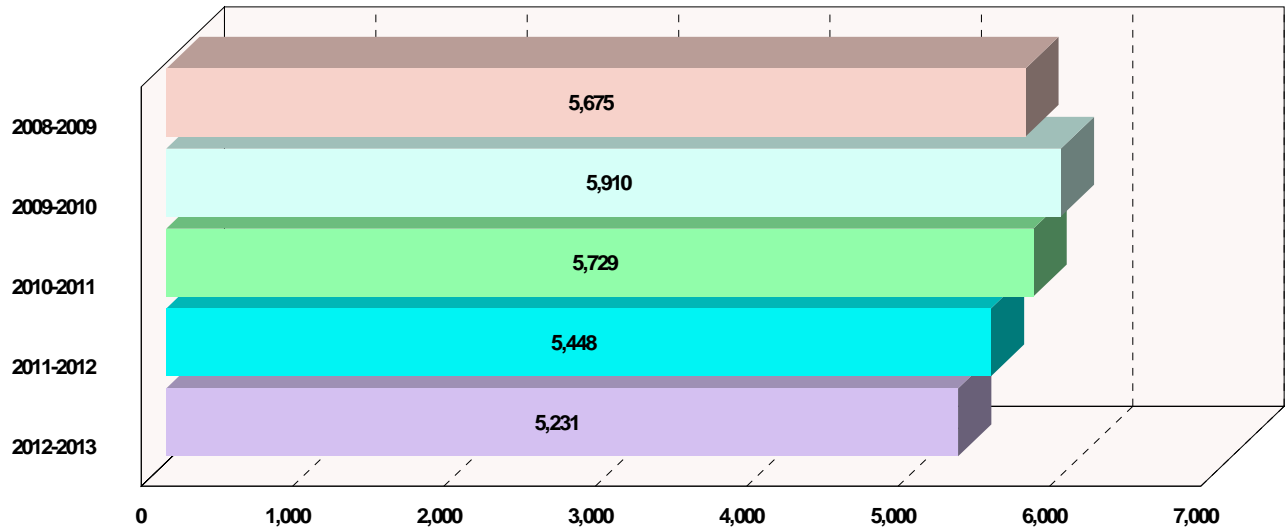
	2008-2009	2009-2010	2010-2011	2011-2012	2012-2013
Basic Skills Programs *	5,675	5,910	5,729	5,448	5,231
Occupational Regular Budget (OCC RB)	10,690	10,093	9,565	9,870	13,442
Occupational Self-Supporting (OCC SS)	6,080	6,365	6,416	6,006	6,281
Focused Industry Training (FIT)	130	19	0	0	0
Human Resource Development (HRD) **	1,169	1,529	986	1,685	0
Small Business Center (SBC)	1,095	1,205	881	673	1,039
Community Services (COMM SVC)	1,723	0	0	0	0
Non-Occupational Self -Supporting (NON OCC SS)	836	2,304	2,337	2,155	1,839
Continuing Education Total*	25,389	25,300	24,208	24,076	26,064

Source: NCCCS Data Warehouse

* Basic Skills is part of the College and Career Readiness program. Total will not equal the sum.

** Basic Skills is part of the College and Career Readiness program.

**Literacy Program Totals--Continuing Education Division
Annual Unduplicated Headcount
2008-2013**



Source: NCCCS Data Warehouse

**Average Annual FTE by Program Area
Continuing Education Division
2012-2013**

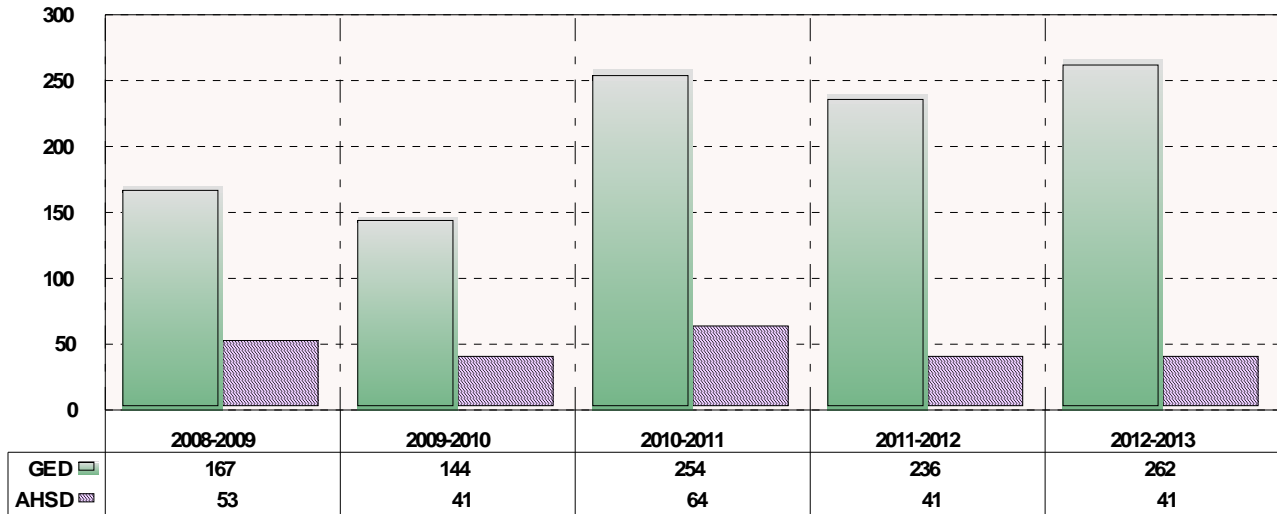
Programs	2011-2012 Avg. Annual	2012-2013 Avg. Annual	2012-2013		
			Spring *	Summer *	Fall *
Basic Skills Programs **	1,106	1,115	450	249	416
Occupational Regular Budget (OCC RB)	1,803	1,934	553	560	821
Occupational Self-Supporting (OCC SS)	77	118	36	36	46
Focused Industry Training (FIT)	7	15	8	2	5
Small Business Center (SBC)	5	4	2	1	2
Non-Occupational Self -Supporting (NON OCC SS)	86	79	25	23	31

Source: NCCCS Data Warehouse

* Totals may not equal due to rounding.

** **Note:** Basic Skills is a part of the College and Career Readiness program.

Total Graduates in GED and AHSD 2008-2013

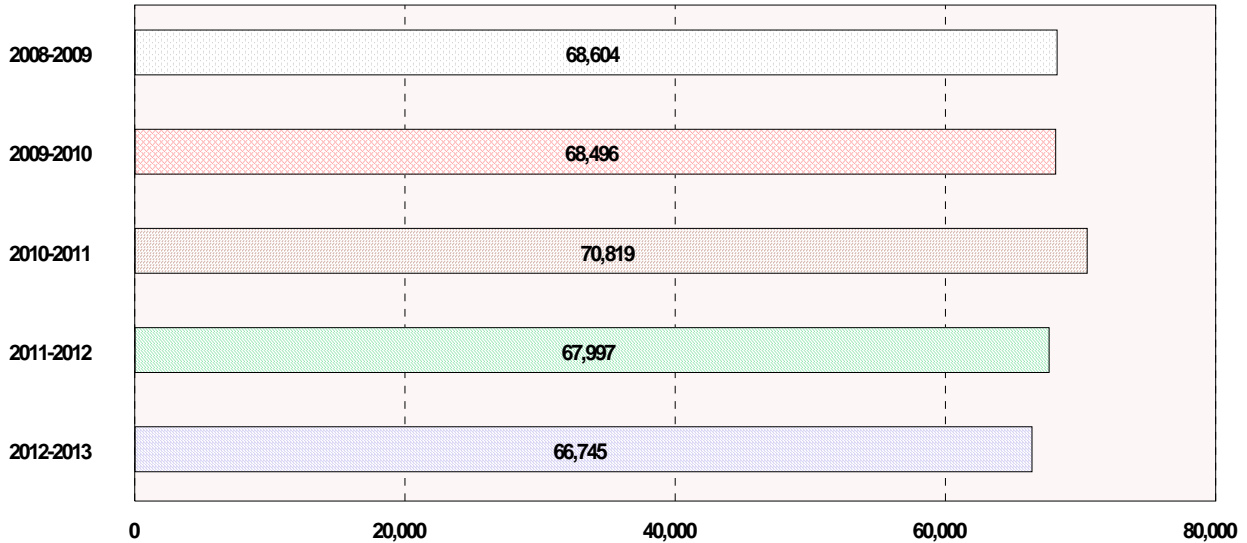


Source: Office of the Director of College and Career Readiness



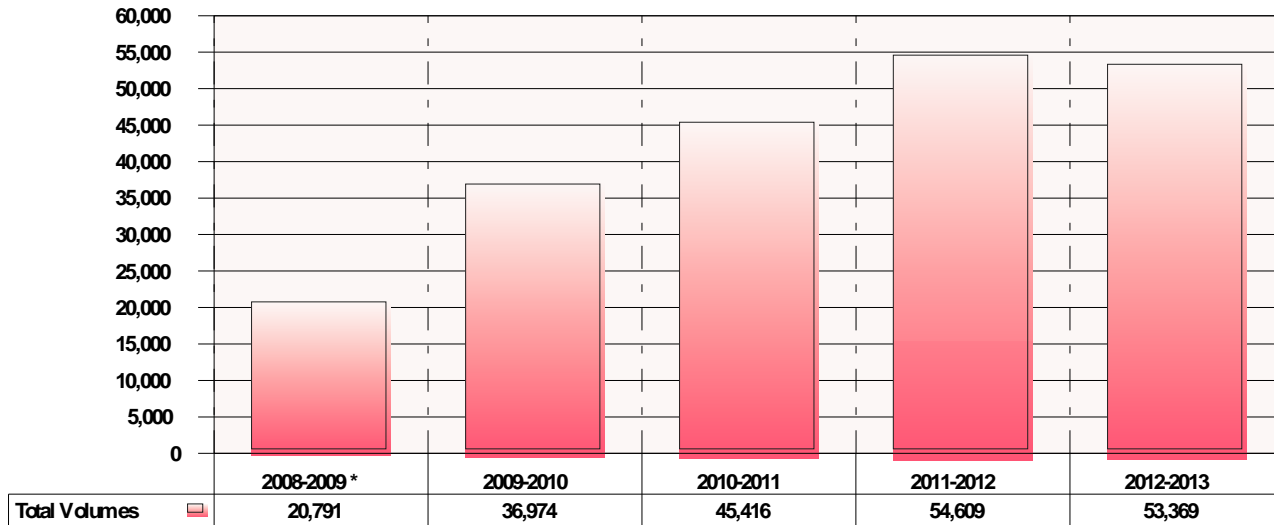
Learning Resources

Library: Collection
Total Number of Volumes
2008-2013



Source: FTCC Learning Technologies Annual Statistical Report

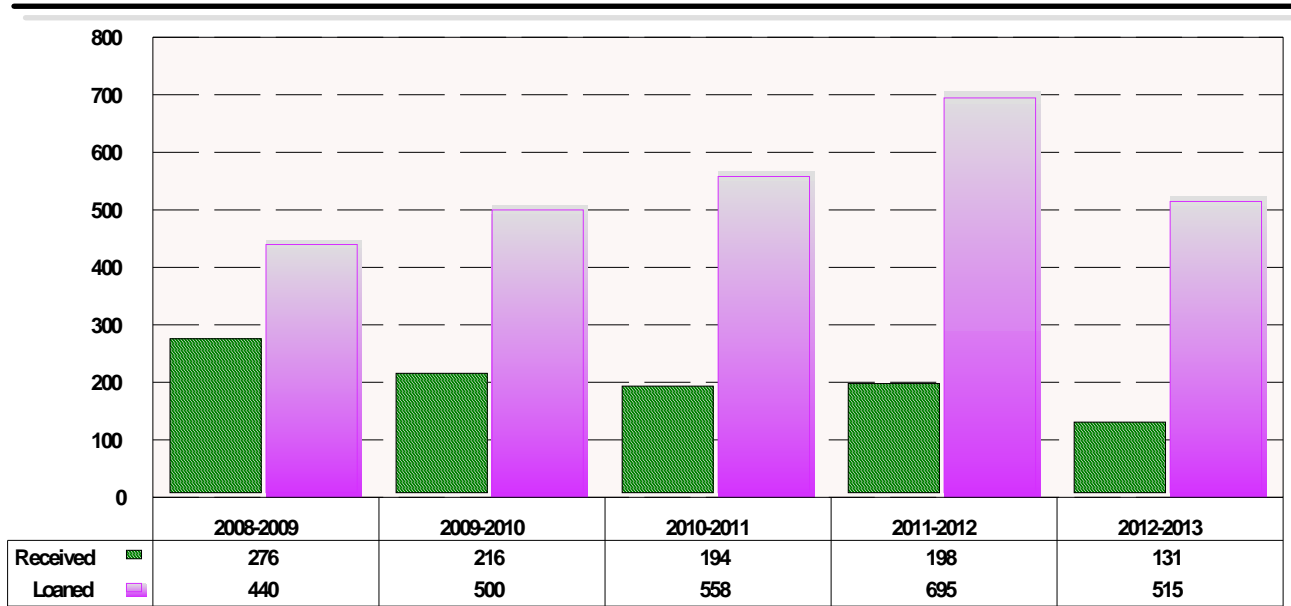
Library: Total Book & Materials Circulation (Including Reserve) 2008-2013



Source: FTCC Technologies Center Annual Statistical Report

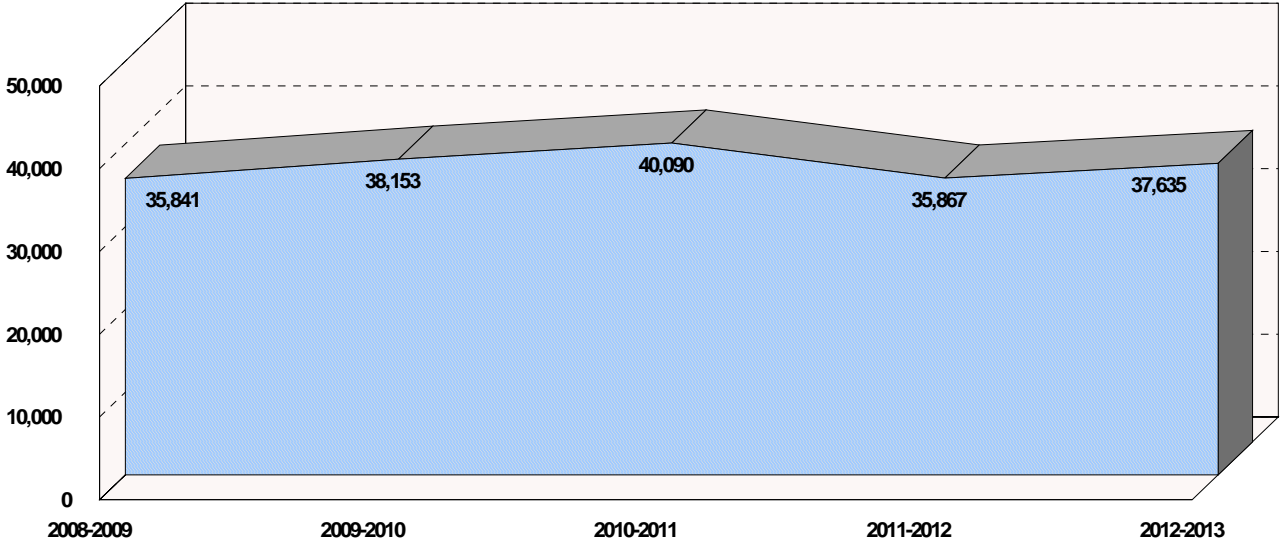
* Note: Decrease due to electronic database usage.

Library: Interlibrary Loans 2008-2013



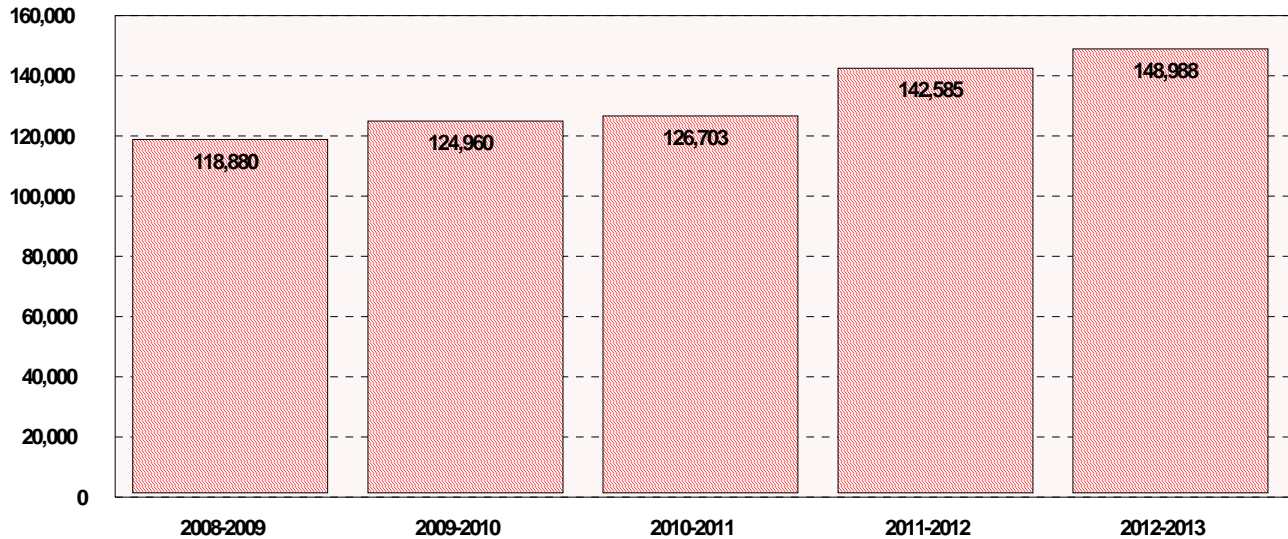
Source: FTCC Learning Technologies Annual Statistical Report

Library: Computer Usage By Students
Total Number of Computer Sessions
2008-2013



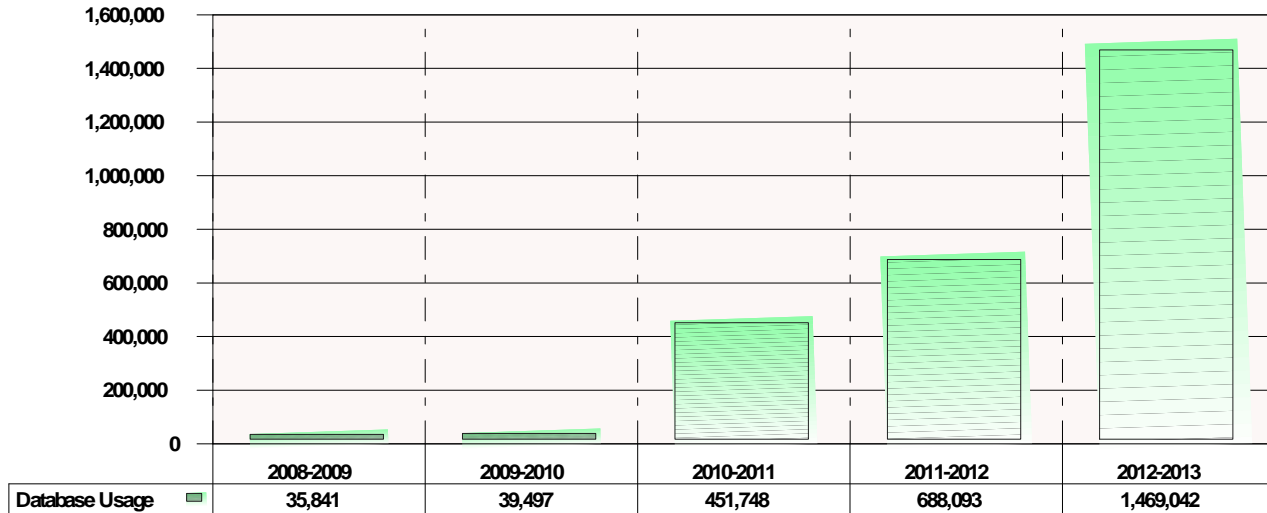
Source: FITC Learning Technologies Annual Statistical Report

**Library: Attendance
Total Count
2008-2013**



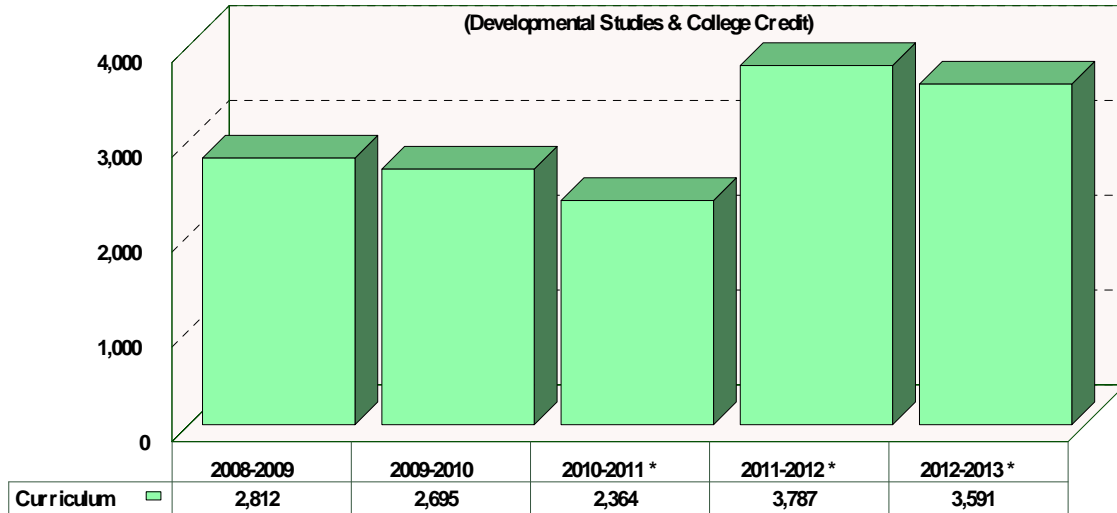
Source: FTCC Learning Technologies Annual Statistical Report

Library: Database Usage by Students 2008-2013



Source: FITC Learning Technologies Annual Statistical Report

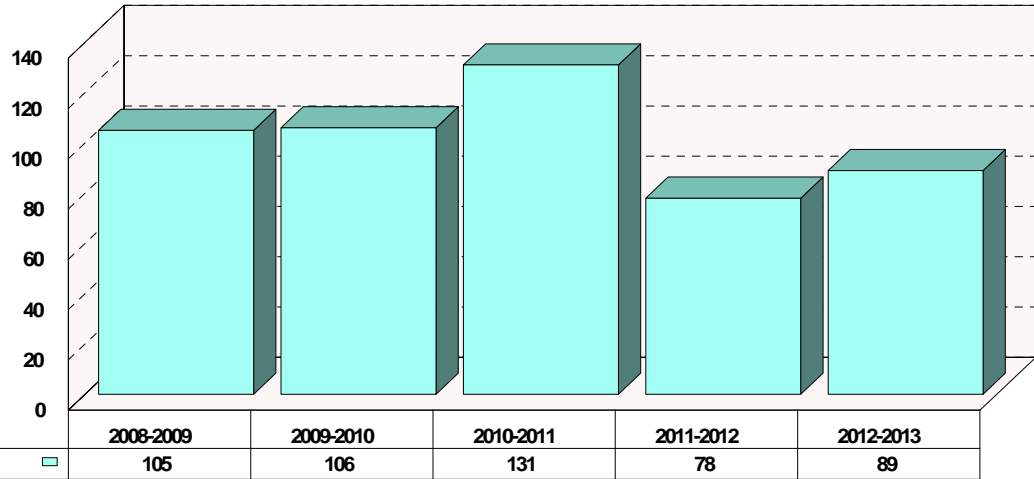
Success Center
***Curriculum Student Enrollment**
2008-2013



Source: Success Center

* Curriculum data for 2010-2011 , 2011-2012, & 2012-2013 includes those students who enrolled in the College's SmarThinking online tutoring resource.

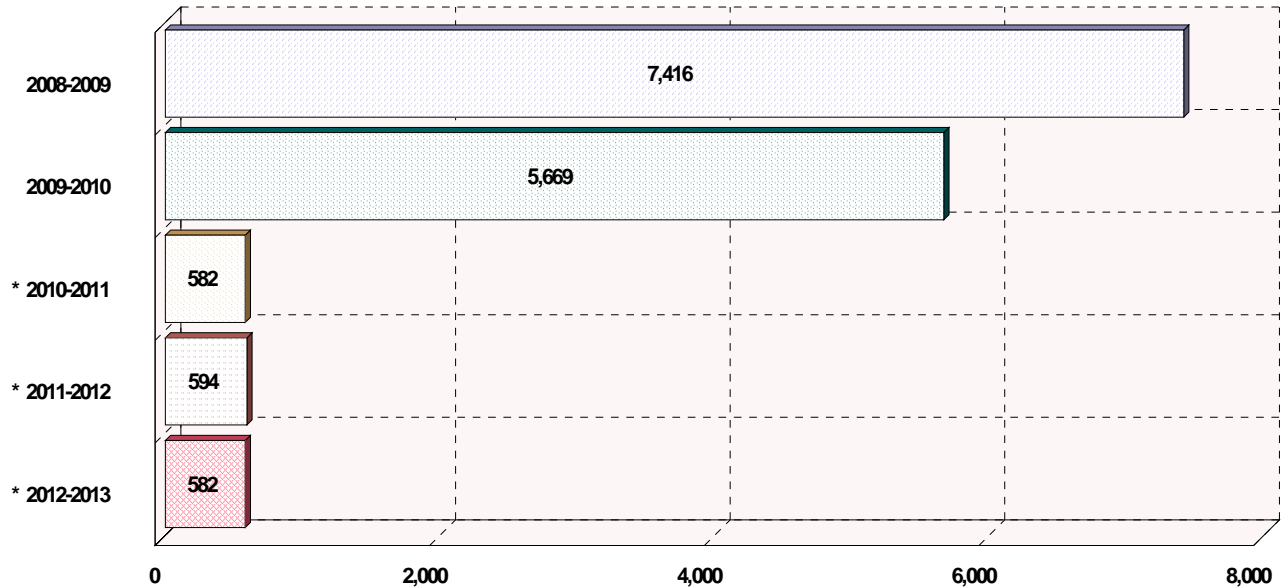
Success Center Continuing Education Student Enrollment Teacher Renewal 2008-2013 *



Source: Success Center

* **Numbers may be duplicated:** Occasionally, a student may complete one course within a semester and then enroll in and complete another course within that same semester.

Total Audio-Visual Usage 2008-2013



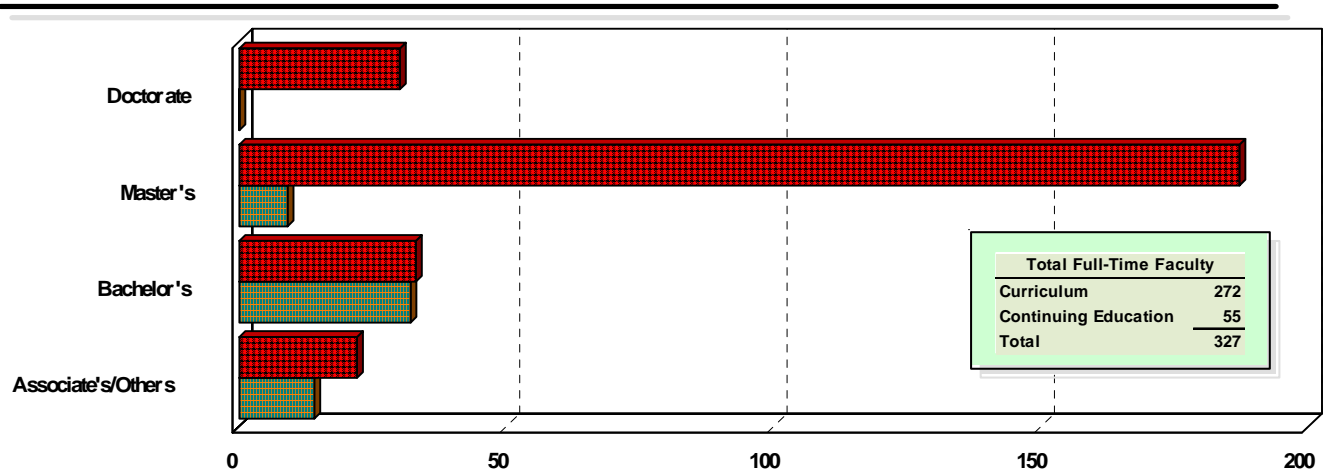
Source: FTCC Learning Technologies Annual Statistical Report

* All VHS tapes were removed. The library is in the process of replacing the VHS tapes with DVDs.



Human Resources

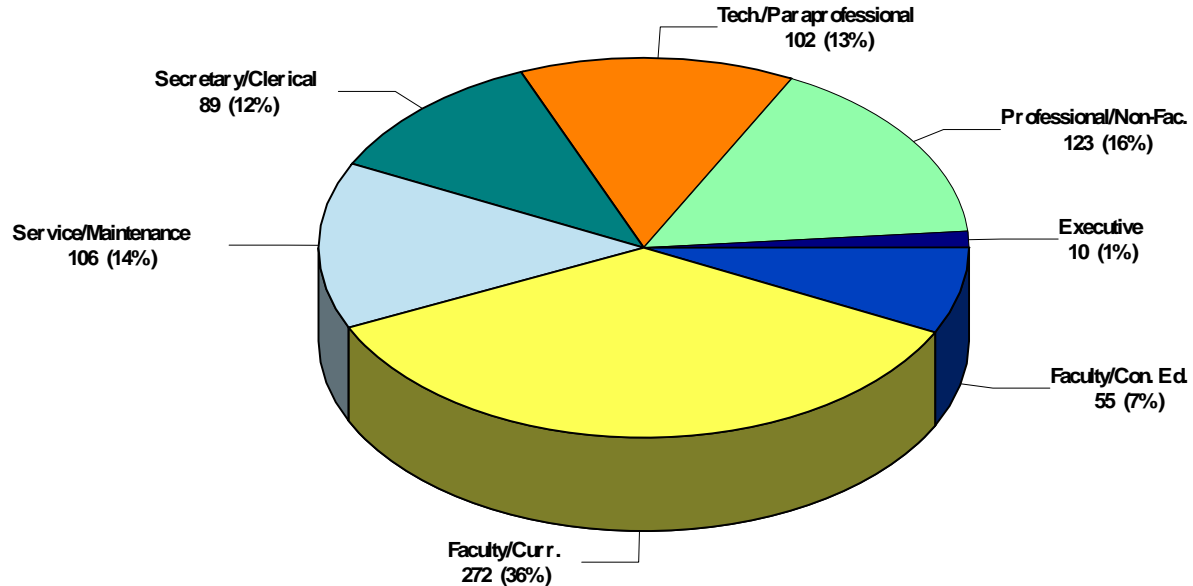
Distribution of Degrees Full-Time Faculty 2012-2013



	Doctorate	Master's	Bachelor's	Associate's/Others
Curriculum	30	187	33	22
Continuing Education	0	9	32	14

Source: FTCC Human Resources Office, as of 10/1/2013

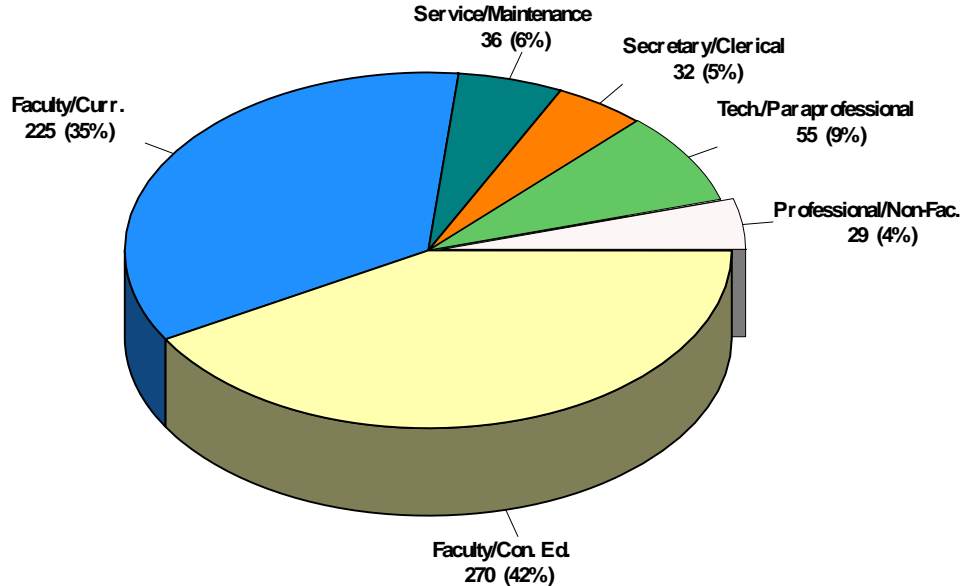
Full-Time Employees By Category 2012-2013 (Census Date: October 1, 2013)



Note: Information reflects FTCC's employment status as of 10/1/2013

Source: FTCC Office of Business and Finance

Part-Time Employees By Category 2012-2013 (Census Date: October 1, 2013)



Note: Information reflects FTCC's employment status as of 10/1/2013

Source: FTCC Office of Business and Finance

**Full-Time Employees By Race/Gender
2012-2013
Census Date: October 1, 2013**

Category	White		African American		Other Minority		Total
	Male	Female	Male	Female	Male	Female	
Executive/Managerial	7	2	1	0	0	0	10
Professional Non-Faculty	29	45	14	30	1	4	123
Secretary/Clerical	4	42	5	30	1	7	89
Technical/Paraprofessional	19	47	6	28	0	2	102
Service/Maintenance	29	15	27	28	1	6	106
Faculty - Curriculum	86	114	13	40	10	9	272
Faculty - Non Curriculum	8	18	11	16	1	1	55
Total	182	283	77	172	14	29	757

Source: Human Resources Office, FTCC Office of Business and Finance

Note: Information reflects FTCC's Employments Status as of 10/1/2013

**Part-Time Employees By Race/Gender
2012-2013
Census Date: October 1, 2013**

Category	White		African American		Other Minority		Total
	Male	Female	Male	Female	Male	Female	
Executive/Managerial	0	0	0	0	0	0	0
Professional Non-Faculty	7	6	5	9	0	2	29
Secretary/Clerical	4	13	3	9	0	3	32
Technical/Paraprofession	11	15	2	16	3	9	56
Service/Maintenance	15	4	11	4	2	0	36
Faculty - Curriculum	56	99	7	41	10	12	225
Faculty - Non-Curriculum	90	57	30	73	2	18	270
Total	183	194	58	152	17	44	648

Source: Human Resources Office, FTCC Office of Business and Finance

Note: Information reflects FTCC's Employments Status as of 10/1/2013.

**Years of Service at FTCC
2012-2013
Census Date: October 1, 2013**

Category	Total No. Employees	Years of Service						
		0-5	6-10	11-15	16-20	21-25	26-30	>30
Executive/Managerial	10	1	1	4	2	1	0	1
Professional Non-Faculty	123	41	20	25	20	11	3	3
Secretary/Clerical	89	42	24	8	6	4	2	3
Technical/Paraprofessional	107	55	18	4	12	10	1	2
Service/Maintenance	106	46	24	19	8	7	1	1
Faculty - Curriculum	267	89	70	55	24	19	7	8
Faculty - Non-Curriculum	55	22	11	11	6	4	1	0
Total	757	296	168	126	78	56	15	18

Source: Human Resources Office, FTCC Office of Business and Finance

Note: Information reflects FTCC Employment Status as of 10/1/2013.

Fayetteville Technical Community College Excellence in Teaching Awards

<i>Name</i>	<i>Area of Instruction</i>	<i>Year</i>	<i>Name</i>	<i>Area of Instruction</i>	<i>Year</i>
* Ann Ashford	General Education	1985-86	Steve Core	Associate Degree Programs	1991-92
* Marsha Ralph	General Education	1986-87	Donald Hughes	Continuing Education	1991-92
Marie Cash	General Education	1987-88	* Michael McLaurin	General Education Programs	1991-92
* Darl Champion	Associate Degree Programs	1987-88	Beverly Strickland	Diploma/Certificate Programs	1991-92
Clark Craver	General Education	1988-89	* William Boyles	Diploma/Certificate Programs	1992-93
* Jinx Averitte	Associate Degree Programs	1988-89	Chris Diorietes	General Education	1992-93
Nell Coates	Continuing Education	1988-89	Janis Holden	Continuing Education	1992-93
Lelon Ellis	Diploma/Certificate Programs	1989-90	Michael Landon	Associate Degree Programs	1992-93
* Edwina Evans	General Education	1989-90	* Ron Wilson	Associate Degree Programs	1993-94
Gloria Walker	Associate Degree Program	1989-90	Jesse Waters	General Education	1993-94
Maurice G. Bostwick	Continuing Education	1990-91	James Blair	Diploma/Certificate Programs	1993-94
Tina I. Royal	Associate Degree Programs	1990-91	Claretha Lacy	Continuing Education	1993-94
Donald I Wilkinson	Diploma/Certificate Programs	1990-91	* Dr. Valerie Wynne-Hall	Dental Programs	1994-95
* Gerald J. Ittenbach	General Education	1990-91	Beverly Hall	General Education	1994-95
			John Philligin, Jr.	Diploma/Certificate Programs	1994-95
			Cheryl Perkins	Continuing Education	1994-95

Source: Office of Human Resources

* Participant for State Award

Fayetteville Technical Community College Excellence in Teaching Awards (continued)

<i>Name</i>	<i>Area of Instruction</i>	<i>Year</i>
* Marie Averitte Cash	General Education Programs	1995-96
Charles David Averette	Associate Degree Programs	1995-96
William Dwight Butler	Diploma/Certificate Programs	1995-96
Lynda S. Lennon	Continuing Education	
* Daphne M. Williams	General Education Programs	1996-97
Brenda K. Britt	Associate Degree Programs	1996-97
Stewart T. Ditch	Diploma/Certificate Programs	1996-97
Sharon G. Seaford	Continuing Education	1996-97
* Janet Murphy	Associate Degree Programs	1997-98
Samuel T. Zahran	General Education Programs	1997-98
Fred Hall	Diploma/Certificate Programs	1997-98
Roger Britt	Continuing Education	1997-98
* Ricci Fuller	Associate Degree Programs	1998-99
Polly B. Davis	General Education Programs	1998-99
Lelon H. Ellis	Diploma/Certificate Programs	1998-99
Janis M. Holden-Toruno	Continuing Education	1998-99

<i>Name</i>	<i>Area of Instruction</i>	<i>Year</i>
* Mary Jo Dobbin	General Education Programs	1999-2000
Maurizio Ferrari	Associate Degree Programs	1999-2000
Ernest Thornton	Diploma/Certificate Programs	1999-2000
Mary Dillion	Continuing Education Division	1999-2000
* Cheryl Thomas	Associate Degree Programs	2000-2001
Chris Diorietes	General Education Programs	2000-2001
Deborah McGrath	Diploma/Certificate Programs	2000-2001
Claretha Lacy	Continuing Education Division	2000-2001
* Vicki Pate	General Education Programs	2001-2002
Kathy McNamara	Associate Degree Programs	2001-2002
Brian Wagoner	Continuing Education Division	2001-2002
* Ben Sloan	General Education Programs	2002-2003
Larry Hogan	Associate Degree Programs	2002-2003
Carol Scheib	Continuing Education Division	2002-2003
Bill Butler	Diploma/Certificate Programs	2002-2003

Source: Office of Human Resources

* Participant for State Award

Fayetteville Technical Community College Excellence in Teaching Awards (continued)

<i>Name</i>	<i>Area of Instruction</i>	<i>Year</i>
** Gerald Ittenbach	General Education Programs	2003-2004
David Hall	Associate Degree Programs	2003-2004
Ronald Liggins	Continuing Education Division	2003-2004
Keith Carter	Diploma/Certificate Programs	2003-2004
* Patricia Ostlund	General Education Programs	2004-2005
Sandra Monroe	Associate Degree Programs	2004-2005
Lynne Kreiser	Continuing Education Division	2004-2005
Jaime Cruz-Figueroa	Diploma/Certificate Programs	2004-2005
* Beverly Hall	General Education Programs	2005-2006
Brent Michaels	Associate Degree Programs	2005-2006
Saresa Aiken	Continuing Education Division	2005-2006
Angela Simmons	Diploma/Certificate Programs	2005-2006
* Dr. Larry Hogan	General Education Programs	2006-2007
Roseann Thomas	Associate Degree Programs	2006-2007
Margo Ogg	Continuing Education Division	2006-2007
Roni Paul	Diploma/Certificate Programs	2006-2007

<i>Name</i>	<i>Area of Instruction</i>	<i>Year</i>
** Karis King	General Education Programs	2007-2008
Mary Cam Boudreau	Associate Degree Programs	2007-2008
Stella King	Continuing Education	2007-2008
Terry Herring	Diploma/Certificate Programs	2007-2008
* Danette Johnson	General Education Programs	2008-2009
Belva Demendoza	Associate Degree Programs	2008-2009
Margaret Walter	Continuing Education	2008-2009
John Philligin	Diploma/Certificate Programs	2008-2009
* Jennifer Bledsole	General Education Programs	2009-2010
Anita McKnight	Associate Degree Programs	2009-2010
Joyce Pettengill	Continuing Education	2009-2010
Kathryn Chavis	General Education Programs	2010-2011
* Aaron Cox	Associate Degree Programs	2010-2011
William Rinehart	Continuing Education	2010-2011

Source: *Office of Human Resources*

* *Participant for State Award*

** *State Award Winner*

Fayetteville Technical Community College Excellence in Teaching Awards (continued)

<i><u>Name</u></i>	<i><u>Area of Instruction</u></i>	<i><u>Year</u></i>
Robert Nelms	General Education Programs	2011-2012
* Michelle Walden	Associate Degree Programs	2011-2012
Judy Graham	Continuing Education Division	2011-2012
* John Edwards	General Education Programs	2012-2013
Linda Novak	Associate Degree Programs	2012-2013
Beverly Miller	Continuing Education Division	2012-2013

Source: Office of Human Resources

** Participant for State Award*

*** State Award Winner*

Fayetteville Technical Community College President's Distinguished Staff Awards

<i>Name</i>	<i>Category</i>	<i>Year</i>	<i>Name</i>	<i>Category</i>	<i>Year</i>
Linda Jones	Professional Staff	1997-1998	* Leasha Davis	Support Staff	2002-2003
Bonnie Hall	Technical Support Staff	1997-1998	Glorianna Adams	Operational Staff	2002-2003
Willie Benjamin Miles	Plant Operations	1997-1998	Jeannie Plummer	Administrative Staff	2002-2003
Annette Renegar	Professional Staff	1998-1999	* Mary Mitchell	Administrative Staff	2003-2004
Deborah L. Williams	Technical Support Staff	1998-1999	John Wheelous	Operational Staff	2003-2004
Keith I. Cox	Plant Operations	1998-1999	Teresa Angerhofer	Support Staff	2003-2004
Sharon Eason	Professional Staff	1999-2000	* Joe Alley	Administrative Staff	2004-2005
Suzanne Bolton	Technical Support Staff	1999-2000	Judy Humphrey	Operational Staff	2004-2005
Francis Rideout, Jr.	Plant Operations	1999-2000	Mamie Montgomery	Support Staff	.
Margarete Johnson	Professional Staff	2000-2001	* Terry Plummer	Administrative Staff	2005-2006
Charlotte Hare	Technical Support Staff	2000-2001	Sally Maynor	Operational Staff	2005-2006
			James Rose	Support Staff	2005-2006
* Bob Ervin	Administrative Staff	2001-2002	* Roger Dostall	Administrative Staff	2006-2007
Sarah Bradshaw	Operational Staff	2001-2002	Monika Morris	Operational Staff	2006-2007
Janet Sexton	Support Staff	2001-2002	Donnie Bennett	Support Staff	2006-2007

Source: FTCC Human Resources Office

* Participant for State Award

Fayetteville Technical Community College President's Distinguished Staff Awards

<u>Name</u>	<u>Category</u>	<u>Year</u>	<u>Name</u>	<u>Category</u>	<u>Year</u>
* Betty Shackelford	Operational Staff	2007-2008	Samantha Parry	Operational Staff	2012-2013
Amy Samperton	Administrative Staff	2007-2008	Mike Rizzolo	Administrative Staff	2012-2013
Paula Cochran	Support Staff	2007-2008	* Dana Seals	Support Staff	2012-2013
Tammy Stewart	Operational Staff	2008-2009			
** James Kelley	Administrative Staff	2008-2009			
George Bryant	Support Staff	2008-2009			
Annette Hornsby	Operational Staff	2009-2010			
* Carl Mitchell	Administrative Staff	2009-2010			
Leasha Davis	Support Staff	2009-2010			
Darlene Cline	Operational Staff	2010-2011			
Janan Warren	Administrative Staff	2010-2011			
* Jameson Stewart	Support Staff	2010-2011			
Carol Storey	Operational Staff	2011-2012			
* Joe Talarico	Administrative Staff	2011-2012			
Penny Tew	Support Staff	2011-2012			

Source: FTCC Human Resources Office

* Participant for State Award ** State Award Winner



Facilities

Physical Facilities

Building	Gross Square Feet	Date Acquired	Building	Gross Square Feet	Date Acquired
Lafayette Hall	58,929	1961	Print Shop	5,128	1993;1995
Maintenance Building	7,564	1965	Advanced Technology Center	84,412	1991
Cumberland Hall	78,168	1967;1971;1976	Continuing Education Center	75,221	1996
Mechanical Building	1,050	1967	Health Technologies Center	66,500	1998
Paul H. Thompson Library	36,005	1971	Early Childhood Education Center	30,597	2001
Thomas R. McLean Administration Building	25,817	1973;1999;2009	Auto Body Repair Complex	6,881	2002
Shipping & Receiving Building	2,880	1976	Cosmetology Services Educational Center.....	47,505	2003
Horace Sisk Building	89,691	1977	Spring Lake Campus	63,973	2004
Maintenance Storage Building	2,272	1981	Virtual College Center	48,766	2005
Art Building	731	1983	Horticulture Educational Center	23,535	2006
Neill Currie Building	10,532	1987	Plant Operations Storage	2,156	2009
Tony Rand Student Center	49,486	1988	General Classroom Building	72,818	2012
Art Lab	1,600	1988	Total Square Feet	923,987	
Center for Business and Industry	31,770	1989			

Source: FTCC Facility Services Office

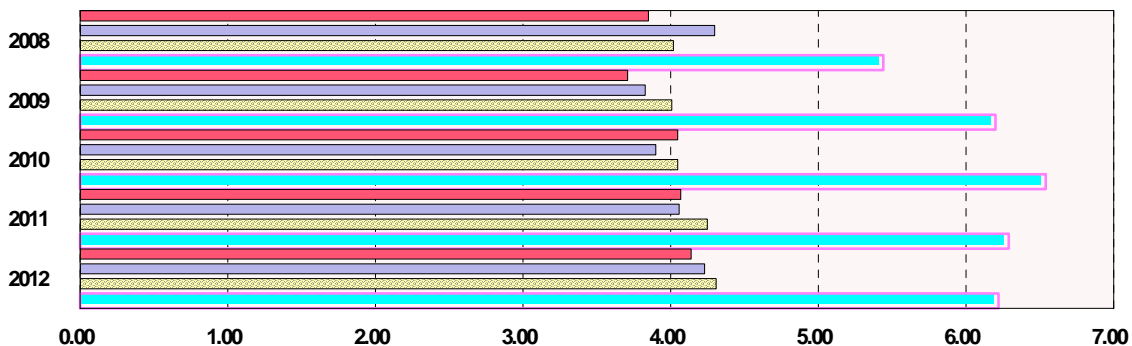
Property and Acreage

Property	Year Acquired	Acreage
Main Campus.....	* 1960	112.00
McNeill Circle.....	2000	0.28
Spring Lake Center	2000	10.00
Eden Cross.....	2001	2.80
Botanical Gardens	2002	4.00
Tilly's Body Shop Property (Autobody Complex).....	2002	0.86
YMCA Property.....	2003	5.86
Furr Property.....	2004	1.57
Bulla Property.....	2005	3.51
Service Merchandise	2006	3.32
Spring Lake Campus	2006	5.87
Gillis Property (Western Campus).....	2008	58.63
McKeithan Property.....	2008	0.56
Total FTCC Property.....		209.26

* *Approximate year*

Source: FTCC Facility Services Office

Capacity/Enrollment Ratio, Fall 2008-2012 (Most recent report published is 2012)



	C/E Ratio				
	2008	2009	2010	2011	2012
FTCC ■	3.88	3.74	4.08	4.10	4.17
Com. Colleges ■	4.33	3.86	3.93	4.09	4.26
NC Universities ■	4.05	4.04	4.08	4.28	4.34
Private Instit. ■	5.44	6.20	6.54	6.29	6.22

Source: Facilities Inventory and Utilization Study
(reflects prior year data)

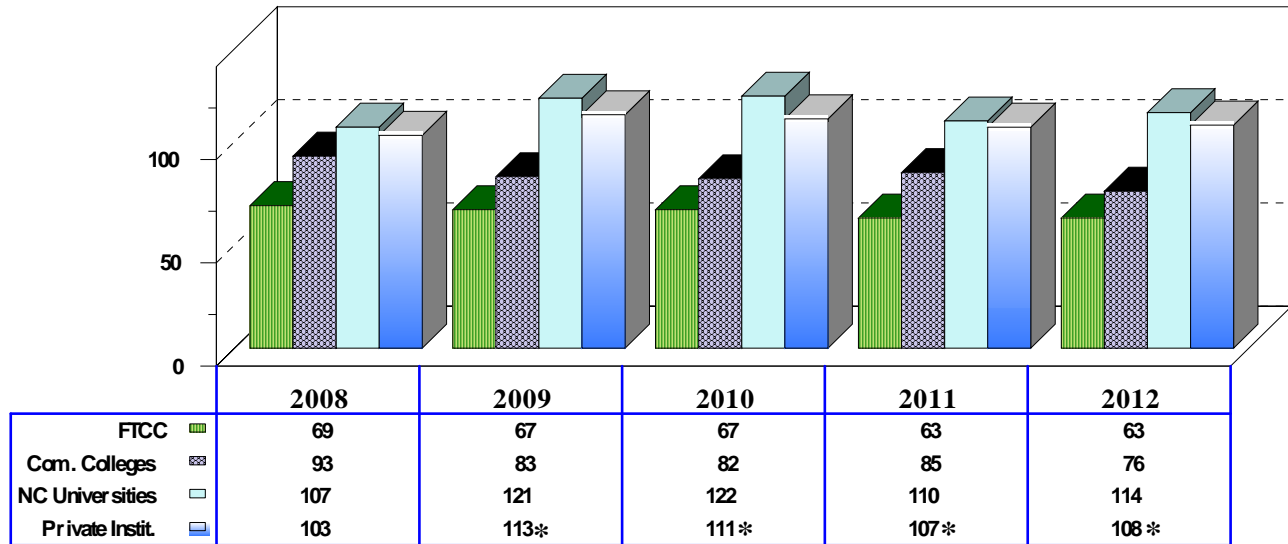
Note: The lower the ratio, the higher the utilization of facilities.

CAPACITY/ENROLLMENT RATIO = $\frac{\text{INSTRUCTIONAL \& LIBRARY SPACE}}{\text{TOTAL WEEKLY STUDENT CLOCK HOURS}}$
--

Square Feet of Academic Facilities Per FTE Student

Fall 2008-2012

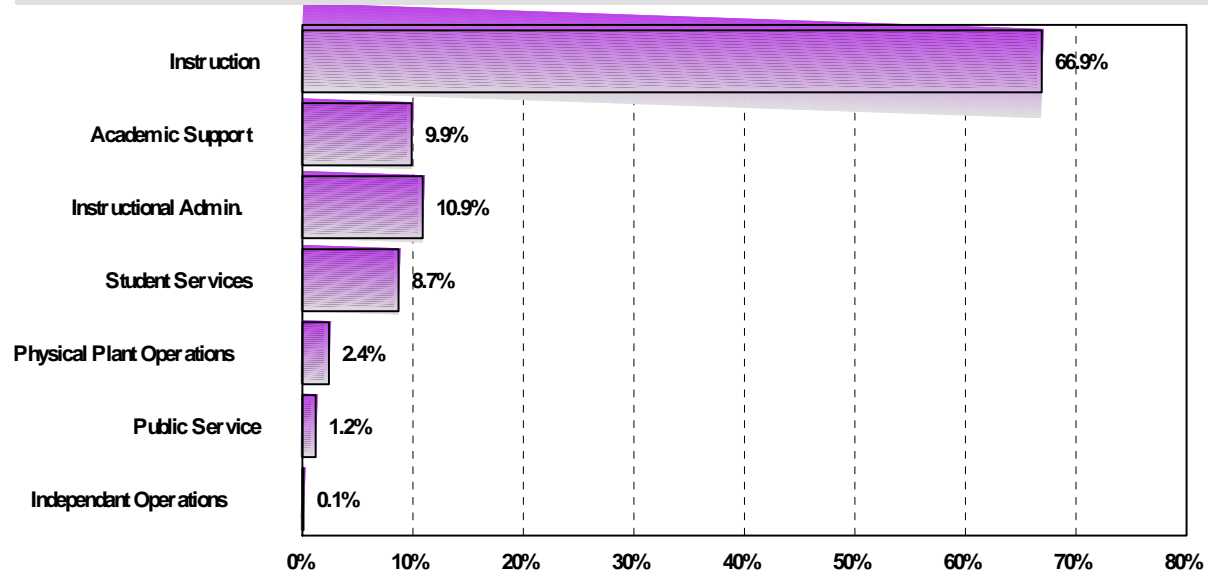
(2012 is the most recent report published)



Source: *Facilities Inventory and Utilization Study, published 9/2012*

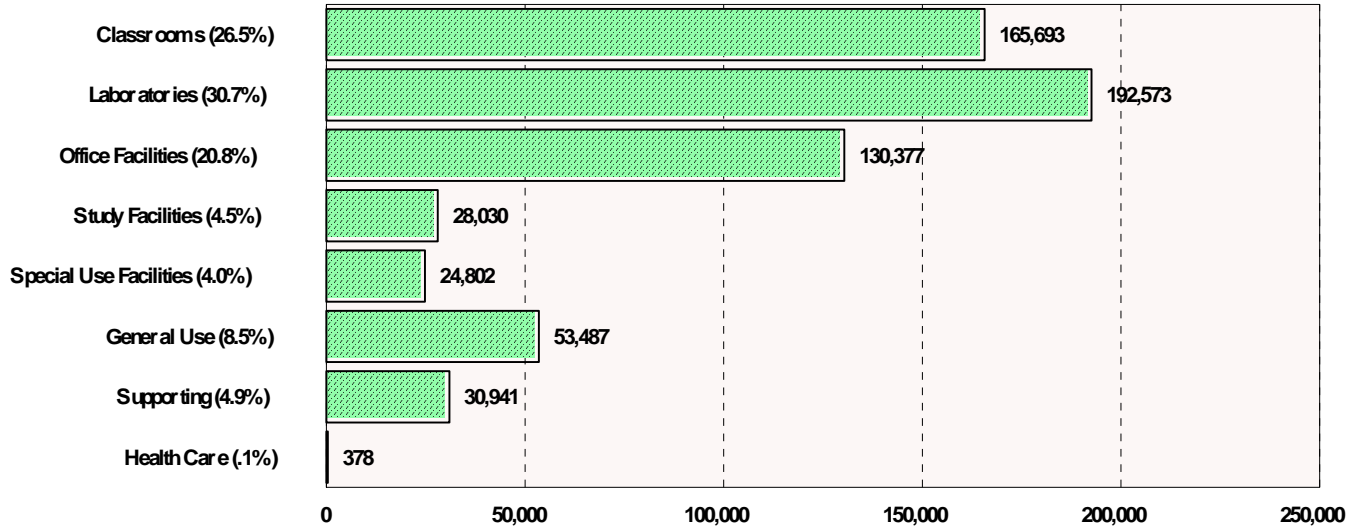
* Includes only general baccalaureate colleges.

**Percentage Distribution of Assignable Square Area
by Summary Programs, Fall 2012**
(Most recent report published is 2012)



Source: Facilities Inventory and Utilization Study, published 9/2012

Assignable Area by Room Code
Net Square Feet, Fall 2012
(Most recent report published is 2012)



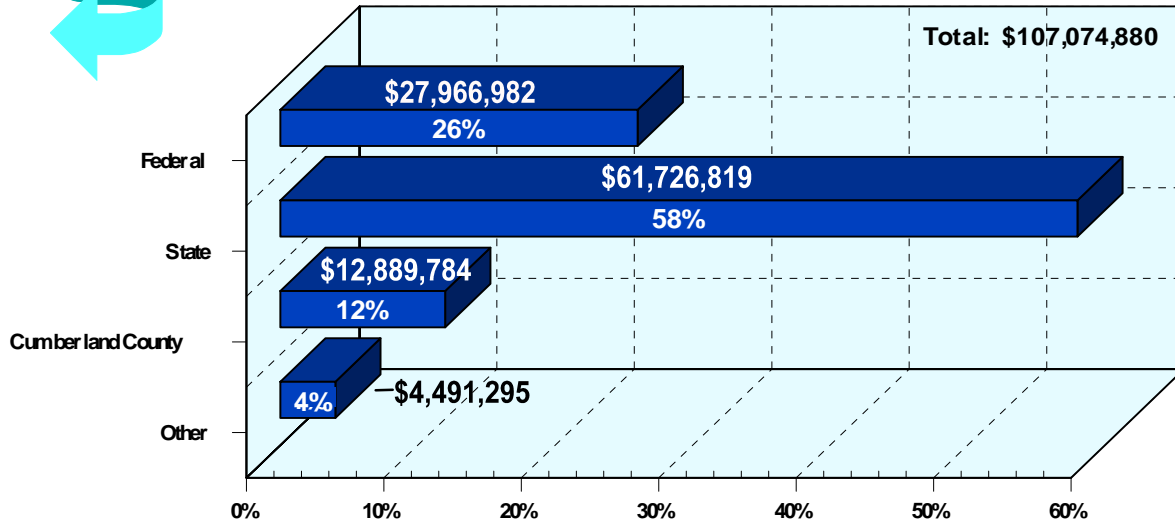
Source: Facilities Inventory & Utilization Study, published 10/2012 (reflects prior year data)



Business & Finance



Total Revenues 2012-2013



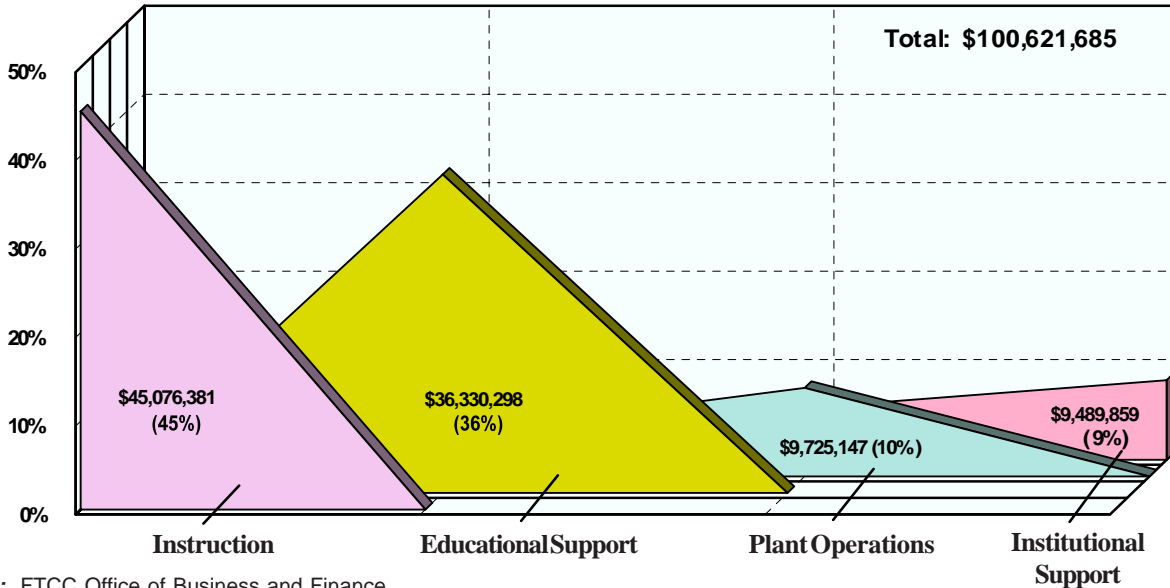
Source: FTCC Office of Business and Finance

**Current Funds Revenue
2008-2013**

	2008-2009	2009-2010	2010-2011	2011-2012	2012-2013
Tuition & Fees	8,726,729	10,267,712	12,628,276	13,137,252	14,314,035
Federal Appropriations	1,548,494	1,654,824	1,731,169	1,144,753	0
State Appropriations	53,007,319	39,432,348	41,609,493	39,804,084	43,015,611
County Appropriations	8,691,445	8,573,663	8,841,570	9,441,405	12,816,286
Federal Grants & Contracts	15,782,318	24,335,428	22,480,277	28,849,491	27,966,982
State Grants & Contracts	3,458,347	2,175,342	1,710,788	1,501,784	4,397,173
Local Grants & Contracts	0	0	0	0	73,498
Private Gifts, Grants & Contracts	60,695	230,013	254,397	304,664	134,166
Endowment Income	1,443	641	402	278	173
Sales & Services of Educational	28,342	51,296	70,680	86,116	74,325
Auxiliary Enterprises	4,253,415	4,423,610	4,012,541	3,836,551	4,075,723
Other Revenue	392,476	239,145	219,077	205,216	206,908
Total	95,951,023	91,384,022	93,558,670	98,311,594	107,074,880

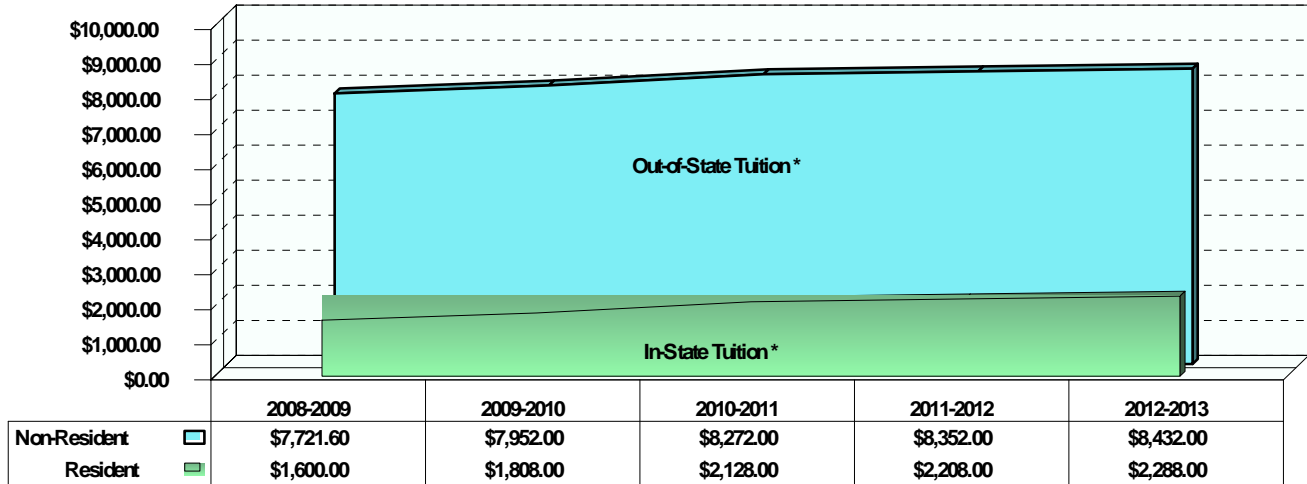
Source: FTCC Office of Business and Finance

Fayetteville Technical Community College Total Expenditures 2012-2013



Source: FTCC Office of Business and Finance

Tuition Rates Annual Dollar Amount 2008-2013



Source: Winter IPEDS Report

* Based on 16 credit hours x 2 semesters.



Labor Market

Job Projections
Cumberland County Region
(Cumberland, Harnett, Hoke, Moore, Robeson, Sampson)

Industry Description	2014 Jobs	2019 Jobs	Change	% Change	2014 State LQ *	2019 State LQ *	2013 Avg. Annual Earnings
Accommodation	3,108	2,995	(113)	(4%)	1.27	1.20	\$22,247
Administrative and Support Services	11,831	12,711	880	7%	0.72	0.70	\$30,995
Air Transportation	60	68	8	13%	0.07	0.08	\$53,112
Ambulatory Health Care Services	14,466	16,136	1,670	12%	1.27	1.27	\$56,102
Amusement, Gambling, and Recreation Industries	1,886	1,891	5	0%	0.77	0.70	\$20,210
Animal Production	1,807	1,744	(63)	(3%)	3.63	3.95	\$39,938
Apparel Manufacturing	781	273	(508)	(65%)	1.99	1.25	\$24,578
Beverage and Tobacco Product Manufacturing	97	82	(15)	(15%)	0.16	0.16	\$59,713
Broadcasting (except Internet)	253	246	(7)	(3%)	0.43	0.42	\$36,289
Building Material and Garden Equipment and Supplies Dealers	2,394	2,496	102	4%	1.01	1.01	\$31,765
Chemical Manufacturing	795	703	(92)	(12%)	0.31	0.27	\$108,300
Clothing and Clothing Accessories Stores	1,724	1,695	(29)	(2%)	0.85	0.81	\$19,941
Computer and Electronic Product Manufacturing	249	140	(109)	(44%)	0.13	0.08	\$64,715
Construction of Buildings	2,420	2,814	394	16%	1.16	1.30	\$56,950
Couriers and Messengers	685	743	58	8%	0.81	0.89	\$54,432
Credit Intermediation and Related Activities	3,029	3,115	86	3%	0.61	0.60	\$52,226

Source: EMSI Analyst; * LQ=Location Quotient: concentration in Cumberland Count compared to all other NC counties

Job Projections
Cumberland County Region
(Cumberland, Harnett, Hoke, Moore, Robeson, Sampson)

Industry Description	2014 Jobs	2019 Jobs	Change	% Change	2014 State LQ *	2019 State LQ *	2013 Avg. Annual Earnings
Crop Production	1,300	1,283	(17)	(1%)	1.72	1.80	\$28,840
Data Processing, Hosting and Related Services	119	133	14	12%	0.19	0.21	\$109,448
Educational Services (Private)	3,279	3,734	455	14%	0.75	0.75	\$45,402
Electrical Equipment, Appliance, and Component Manufacturing	627	490	(137)	(22%)	0.53	0.45	\$72,129
Electronics and Appliance Stores	668	660	(8)	(1%)	0.79	0.76	\$30,095
Fabricated Metal Product Manufacturing	1,676	1,659	(17)	(1%)	0.79	0.78	\$56,815
Federal Government	14,918	14,999	81	1%	3.68	3.72	\$87,604
Fishing, Hunting and Trapping	0	0	0	0%	0.00	0.00	\$0
Food and Beverage Stores	5,816	5,841	25	0%	1.20	1.20	\$23,132
Food Manufacturing	7,778	8,734	956	12%	2.50	2.71	\$43,444
Food Services and Drinking Places	21,899	22,709	810	4%	1.09	1.08	\$15,309
Forestry and Logging	85	68	(17)	(20%)	0.52	0.47	\$37,804
Funds, Trusts, and Other Financial Vehicles	27	37	10	37%	0.46	0.58	\$45,669
Furniture and Home Furnishings Stores	829	871	42	5%	0.99	1.01	\$34,401
Furniture and Related Product Manufacturing	464	416	(48)	(10%)	0.25	0.25	\$35,782
Gasoline Stations	2,399	2,433	34	1%	1.41	1.42	\$19,906

Source: EMSI Analyst; * LQ=Location Quotient: concentration in Cumberland County compared to all other NC counties

Job Projections
Cumberland County Region
(Cumberland, Harnett, Hoke, Moore, Robeson, Sampson)

Industry Description	2014 Jobs	2019 Jobs	Change	% Change	2014 State LQ *	2019 State LQ *	2013 Avg. Annual Earnings
General Merchandise Stores	7,877	8,463	586	7%	1.26	1.27	\$23,339
Health and Personal Care Stores	2,513	2,735	222	9%	1.25	1.26	\$39,542
Heavy and Civil Engineering Construction	1,530	1,649	119	8%	0.96	1.01	\$50,993
Hospitals (Private)	4,954	5,492	538	11%	0.68	0.69	\$62,858
Insurance Carriers and Related Activities	1,052	1,077	25	2%	0.38	0.38	\$50,369
Leather and Allied Product Manufacturing	68	39	(29)	(43%)	2.83	2.17	\$30,847
Lessors of Nonfinancial Intangible Assets (except Copyrighted Works)	0	0	0	0%	0.00	0.00	\$0
Local Government	37,361	39,665	2,304	6%	1.44	1.45	\$51,777
Machinery Manufacturing	506	387	(119)	(24%)	0.28	0.22	\$54,940
Management of Companies and Enterprises	1,983	2,200	217	11%	0.40	0.43	\$45,607
Merchant Wholesalers, Durable Goods	2,661	2,872	211	8%	0.53	0.55	\$51,979
Merchant Wholesalers, Nondurable Goods	2,092	2,034	(58)	(3%)	0.63	0.60	\$50,734
Mining (except Oil and Gas)	45	30	(15)	(33%)	0.30	0.19	\$35,548
Miscellaneous Manufacturing	835	878	43	5%	0.97	1.02	\$53,777
Miscellaneous Store Retailers	1,371	1,344	(27)	(2%)	0.94	0.95	\$26,053
Monetary Authorities-Central Bank	<10	13	--	--	--	1.58	--

Source: EMSI Analyst; * LQ=Location Quotient: concentration in Cumberland Count compared to all other NC counties

Job Projections
Cumberland County Region
(Cumberland, Harnett, Hoke, Moore, Robeson, Sampson)

Industry Description	2014 Jobs	2019 Jobs	Change	% Change	2014 State LQ *	2019 State LQ *	2013 Avg. Annual Earnings
Motion Picture and Sound Recording Industries	313	329	16	5%	0.94	1.03	\$16,045
Motor Vehicle and Parts Dealers	4,770	4,891	121	3%	1.29	1.28	\$45,596
Museums, Historical Sites, and Similar Institutions	61	73	12	20%	0.37	0.39	\$24,738
Nonmetallic Mineral Product Manufacturing	585	610	25	4%	0.75	0.82	\$48,133
Nonstore Retailers	475	457	(18)	(4%)	0.67	0.63	\$39,542
Nursing and Residential Care Facilities	7,874	8,200	326	4%	1.31	1.29	\$27,847
Oil and Gas Extraction	0	0	0	0%	0.00	0.00	\$0
Other Information Services	69	61	(8)	(12%)	0.35	0.30	\$42,118
Paper Manufacturing	428	428	0	0%	0.44	0.47	\$73,567
Performing Arts, Spectator Sports, and Related Industries	140	165	25	18%	0.19	0.20	\$19,774
Personal and Laundry Services	1,854	1,847	(7)	0%	0.94	0.90	\$24,092
Petroleum and Coal Products Manufacturing	112	124	12	11%	1.79	2.11	\$62,234
Pipeline Transportation	0	0	0	0%	0.00	0.00	\$0
Plastics and Rubber Products Manufacturing	2,827	2,755	(72)	(3%)	1.57	1.55	\$80,635
Postal Service (Private Sector)	<10	<10	--	--	--	--	--
Primary Metal Manufacturing	37	23	(14)	(38%)	0.09	0.05	\$69,056

Source: EMSI Analyst; * LQ=Location Quotient: concentration in Cumberland Count compared to all other NC counties

Job Projections
Cumberland County Region
(Cumberland, Harnett, Hoke, Moore, Robeson, Sampson)

Industry Description	2014 Jobs	2019 Jobs	Change	% Change	2014 State LQ *	2019 State LQ *	2013 Avg. Annual Earnings
Printing and Related Support Activities	219	221	2	1%	0.36	0.39	\$39,973
Private Households	445	417	(28)	(6%)	1.03	1.02	\$18,047
Professional, Scientific, and Technical Services	8,435	9,432	997	12%	0.67	0.67	\$65,729
Publishing Industries (except Internet)	850	936	86	10%	0.78	0.84	\$40,117
Rail Transportation	0	0	0	0%	0.00	0.00	\$0
Real Estate	1,995	2,309	314	16%	0.93	0.98	\$41,303
Religious, Grantmaking, Civic, Professional, and Similar Organizations	665	637	(28)	(4%)	0.47	0.45	\$31,811
Rental and Leasing Services	554	600	46	8%	0.76	0.79	\$35,434
Repair and Maintenance	2,461	2,598	137	6%	1.23	1.26	\$40,967
Scenic and Sightseeing Transportation	0	0	0	0%	0.00	0.00	\$0
Securities, Commodity Contracts, and Other Financial Investments and Related Activities	442	533	91	21%	0.33	0.35	\$92,085
Social Assistance	6,358	7,029	671	11%	1.46	1.48	\$23,890
Specialty Trade Contractors	5,862	6,240	378	6%	0.92	0.91	\$42,197
Sporting Goods, Hobby, Book, and Music Stores	962	995	33	3%	0.87	0.90	\$21,350
State Government	8,598	8,967	369	4%	0.78	0.80	\$54,376

Source: EMSI Analyst; * LQ=Location Quotient: concentration in Cumberland Count compared to all other NC counties

Job Projections
Cumberland County Region
(Cumberland, Harnett, Hoke, Moore, Robeson, Sampson)

Industry Description	2014 Jobs	2019 Jobs	Change	% Change	2014 State LQ *	2019 State LQ *	2013 Avg. Annual Earnings
Support Activities for Agriculture and Forestry	517	518	1	0%	1.91	1.90	\$27,985
Support Activities for Mining	13	14	1	8%	0.63	0.65	\$50,991
Support Activities for Transportation	724	710	(14)	(2%)	0.87	0.81	\$52,206
Telecommunications	991	946	(45)	(5%)	0.63	0.58	\$71,965
Textile Mills	821	174	(647)	(79%)	0.61	0.19	\$47,137
Textile Product Mills	390	453	63	16%	1.21	1.82	\$38,414
Transit and Ground Passenger Transportation	218	202	(16)	(7%)	0.65	0.57	\$25,313
Transportation Equipment Manufacturing	1,024	1,063	39	4%	0.57	0.57	\$69,029
Truck Transportation	1,985	1,866	(119)	(6%)	0.84	0.82	\$44,993
Unclassified Industry	0	0	0	0%	0.00	0.00	\$0
Utilities	753	731	(22)	(3%)	1.05	1.09	\$84,355
Warehousing and Storage	1,572	1,403	(169)	(11%)	1.24	1.09	\$48,729
Waste Management and Remediation Services	465	508	43	9%	0.78	0.79	\$44,216
Water Transportation	<10	<10	--	--	--	--	\$0
Wholesale Electronic Markets and Agents and Brokers	540	550	10	2%	0.26	0.23	\$71,345
Wood Product Manufacturing	514	557	43	8%	0.55	0.63	\$39,786

Source: EMSI Analyst; * LQ=Location Quotient: concentration in Cumberland Count compared to all other NC counties

Largest Openings/Completions Gaps *
Cumberland County Region
(Cumberland, Harnett, Hoke, Moore, Robeson, Sampson)

Occupation	Related Completions (2012)	Annual Openings (2013)
Physical Therapists	0	27
Medical and Health Services Managers	0	26
Substitute Teachers	20	44
Mental Health and Substance Abuse Social Workers	0	22
Career/Technical Education Teachers, Secondary School	0	22

* The difference (“gap”) between regional completions and annual openings is taken for each occupation. The largest differences are listed here sorted by the size of the gap. A large gap may indicate regional demand for an occupation that is not being met by local educational output.

Source: EMSI’s proprietary employment data, IPEDS.








Growing/Declining Occupations *
Cumberland County Region
(Cumberland, Harnett, Hoke, Moore, Robeson, Sampson)

Occupation	Change in Jobs (2014- 2019)
Janitors and Cleaners, Except Maids and Housekeeping Cleaners	490
Combined Food Preparation and Serving Workers, Including Fast Food	447
Elementary School Teachers, Except Special Education	341
Farmworkers and Laborers, Crop, Nursery, and Greenhouse	-69
Textile Knitting and Weaving Machine Setters, Operators, and Tenders	-147
Sewing Machine Operators	-162

* The three highest growth and highest decline occupations in the region of study during the selected timeframe.

Source: EMSI's proprietary employment data. This report uses state data from the following agencies: North Carolina Department of Commerce, Labor and Economic Analysis Division






2013 Educational Attainment *
Cumberland County Region
(Cumberland, Harnett, Hoke, Moore, Robeson, Sampson)

Education	% of Population (2013)	
High School Diploma	27.6%	
Some College	23.9%	
9th Grade to 12th Grade	14.7%	
Bachelor's Degree	13.1%	
Associate's Degree	9.7%	
Graduate Degree and Higher	6.4%	
Less Than 9th Grade	4.6%	

* Educational attainment data from the decennial census and the annual Current Population Statistics — both from the U.S. Census Bureau — are combined with EMSI demographics data to create past, current, and projected educational attainment data by gender, race, and ethnicity for all residents age 25 and up.

Source: EMSI Analyst; A combination of EMSI's proprietary demographic data and multiple Census sources.

2013 Age Demographics *
Cumberland County Region
(Cumberland, Harnett, Hoke, Moore, Robeson, Sampson)

Age	% of Population (2013)	
Under 20 years	29.2%	
20 to 39 years	28.4%	
40 to 59 years	24.7%	
60 to 79 years	14.8%	
80 years and over	2.9%	

* The demographic data in this report is compiled from several sources using a specialized process. Sources include annual population estimates and population projections from the US Census Bureau, birth and mortality rates from the US Health Department, and projected regional job growth.

Source: EMSI Analyst; This report uses state data from the following agencies: North Carolina Department of Commerce, Labor and Economic Analysis Division



Bibliography

Bibliography*

Cumberland County Board of Education Public Affairs Office, Pupils and Membership Report (*Cumberland County*)
Cumberland County Planning Office
EMSI Analyst
Facilities Inventory and Utilization Study, (*Facilities*)
Fayetteville Technical Community College:
 Continuing Education Division Registration/Records (*Continuing Education*)
 Facility Services Office (*Facilities*)
 Financial Aid Office (*Financial*)
 Human Resources Office (*Personnel Profile*)
 Job Placement Report, (*Curriculum Programs, General Information*)
 Learning Laboratory (*Learning Resources*)
 Learning Resource Center Annual Statistical Report, (*Learning Resources*)
 Office of the Vice President for Academic and Student Services (*Personnel Profile*)
 Office of the Director of Basic Skills (*Continuing Education*)
 Office of Business and Finance (*Personnel Profile*)
 Veterans Service Office (*Financial*)
Integrated Postsecondary Education Data System (IPEDS) (*Financial*)
Log Into North Carolina (LINC) (*Cumberland County*)

* Parenthesis () denotes appropriate Fact Book Section

*Bibliography *(continued)*

North Carolina Community College System:

NCCCS Data Warehouse

Annual Statistical Reports

Quarterly Statistical Reports

NCCCS Fact Book (*General Information*)

North Carolina Department of Commerce, Economic Policy and Research Division, Cumberland County Profile

North Carolina Higher Education Data Survey (NCHEDS) A-3, (*Financial*)

Post High School Intentions, Employment Security Commission (*Cumberland County*)

Various Licensure/Certification Boards

* Parenthesis () denotes appropriate Fact Book Section